



September 25, 2018

PRODUCT AND PRICING BULLETIN

NEW HOLLAND BRAND PRODUCTS, U.S. NO. 18-54A

NEW HOLLAND AG DEALERS WITH CPT AGREEMENT

SUBJECT: **COMPACT TRACTORS: COMPLETE REVISION EFFECTIVE 10/1/2018**
BOOMER 24 CURRENT INVENTORY ONLY

Attached please find a complete revision of the Compact Tractor Price and Data pages, effective 10/1/2018, which reflect the model Boomer 24 changed to current inventory only.



The engine that powers the Boomer 24 is discontinued by its manufacturer. Alternatives for moving forward were discussed with the full New Holland Dealer Council and given the recent addition of the WORKMASTER 25S and WORKMASTER 25 to the under 20 HP segment, their recommendation was to discontinue the Boomer 24.

Please consider the WORKMASTER 25S and WORKMASTER 25 as alternatives to fill your under 20 HP tractor needs.

This bulletin and the price pages may be accessed via the Dealer Portal if you have the CPT agreement with New Holland. Log on to the Dealer Portal. With the "Wholegoods" button displayed, click on "Pricing," click on "Tractors," and then click on "Compact Tractors." The latest published items will appear at the top of the list.

Please replace your current P&D pages with those attached to this bulletin.

Christine Chleboun
Director, Commercial Marketing
New Holland, North America

Dan Valen
Director, Product Marketing
New Holland, North America

Attachment



COMPACT TRACTOR INDEX

<u>EQUIPMENT DESCRIPTION</u>	<u>LATEST REVISION</u>	<u>PAGE NUMBER</u>
Index	10/01/18	1
Boomer 24 (Current Inventory Only)	10/01/18	2
Boomer 35/40 (T4B)	10/01/18	8
Boomer 45/50/55 (T4B)	10/01/18	14
Boomer 33/37 (T4B) (Current Inventory Only)	10/01/18	20
Boomer 41/47 (T4B) (Current Inventory Only)	10/01/18	25
Boomer 46D/54D (Current Inventory Only)	10/01/18	33
WORKMASTER 25S Sub Compact	10/01/18	39
WORKMASTER 25/35/40 (T4B)	10/01/18	45
WORKMASTER 33/37 (T4B) (Current Inventory Only)	10/01/18	54



**BOOMER 24
US PRICE LIST**

Standard Equipment

BOOMER 24
24.0 Gross Engine hp @ 2500 rpm
18.5 PTO hp @ 2500 rpm (HST)

ALL MODELS

Mitsubishi S3100 Cyl. Diesel Engine
3 Cylinder Naturally Aspirated
Tier 4 compliant
80.4 cu. in. (1.3L) Displacement
Under Hood Muffler / Exhaust
Single Element Air Cleaner
Full-flow, Spin-on Oil Filter
Fuel Filter with water separator
Quick Glow Plug Starting Aid
Flip-up Hood
6.6 gallon (25L) Fuel Tank

TRANSMISSION OPTIONS

2-Range Hydrostatic with Cruise Control
and Two-Pedal direction control for
forward and reverse

FRONT AXLE

Four Wheel Drive (FWD)
Lever Engaged
Fixed Position Rims
Tread Setting with R4 tires
- 35.9 in. (912 mm)

REAR AXLE

Rear Differential Lock
Flange Type Axle
Fixed Position Rims
Tread Setting with R4 tires
- 38 in. (966 mm)

STEERING

Hydrostatic Power Steering
Fixed Steering Column

BRAKES

Wet Disc
Single Brake Pedal
Foot-Assist Parking Brake Latch

HYDRAULIC SYSTEM

Open Center Hydraulic System
Dual Gear-type Pumps
Implement Pump Capacity:
- 6.7 gpm (24 L/min)
Steering Pump Capacity:
- 2.5 gpm (9.5 L/min)

3-POINT LIFT SYSTEM

Lift Capacity @ 3-Point Ends:
- 1433 (lbs.) / 650 (kg)
Category I, 3-point Linkage
3-Point Control Lever
Drop Rate Control Knob
Turn-Buckle Type Leveling Mechanism
Chain Stabilizers
Fixed Link Ends

PTO

Rear PTO
Independent 540 rpm
- Electro-hydraulic engagement
- Flip-up Shield
- Shift Cap
Mid PTO
- Independent 2000 rpm
- Electro-hydraulic engagement

DRAWBAR

Fixed
1-Position Extendable

ROPS PLATFORM

2-Post, Foldable Roll Bar
Contoured Cushion Seat
- Fore / Aft Adjustable
- Spring Suspension
- Seat Belt
Deluxe Floor Mat
Left Side Step
Left Side Grab Handle
Cupholder & Tray
Slow Moving Vehicle Emblem





**BOOMER 24
US PRICE LIST**

Standard Equipment

INSTRUMENT PANEL

- Deluxe Automotive-Style Dash
- Digital Tachometer
- Analog Fuel Gauge
- Analog Engine Temperature Gauge
- Digital Hour Meter
- Engine Oil Pressure Warning Light
- Battery Charge Warning Light
- Quick Glow Plug Indicator Light
- PTO ON Indicator Light
- Parking Brake Indicator Light
- Turn Indicator Lights
- Hazard Flasher Indicator Lights
- High Beam Headlights Indicator

ELECTRICAL

- 12-volt, 45Ah, 560 CCA Battery
- Safety Start Switch
- Key Start/Fuel Shutoff
- 50 amp Alternator
- Operator Presence System

LIGHTING

- (2) Halogen Headlights
- (2) Taillights / Brakelights
- (2) Flashing Warning Lights / Turn Signals

BOOMER GUARD-6 WARRANTY

- Full Coverage
 - 24 months or 750 total hours
- Powertrain
 - Additional 48 months (72 total months) or 1500 total hours

Boomer 24 compacts will arrive at your dealership fully assembled (Roll on / Roll off) and ready to sell. This includes the installation of any 235TL loader order linked to a Boomer 24 order.

Tractor assembly and loader installation are free of charge. Freight charges will apply.

CURRENT INVENTORY ONLY



**BOOMER 24
US PRICE LIST**

Models

COMMERCIAL MODEL	Weight	Factory Data	List Price
BOOMER 24	1,702 LB	9012221P28	\$14,904.00

Factory Supplied Options

Order Code	Description	Weight	Factory Data	List Price
------------	-------------	--------	--------------	------------

FAST PICK CONFIGURATION

SD_T9981 CONFIGURATION

	XT9981X	Less Fast Pick Config			No Charge
	X0283XX	BMR 24 Fast Pick FAST PICK PKG PRICE = 2% SAVINGS OVER AIA-CART ORDER Fast Pick Boomer 24 Package Contains: - Boomer 24 with 2 Range Hydrostatic Transmission - R4 Industrial Tires - 8266604 (Front 23x8.50-12 4 Ply) - 8317604 (Rear 12-16.5 6 Ply) Fast-Pick Implement Packages are available. Please consider the following when ordering your Boomer 24: - Loader (235TL Fast-Pick) - Mid-Mount Mower (260GMS Fast-Pick) - Front Mount Snow Blower (836GA Fast-Pick)		(900260P76)	(\$318.00)

FACTORY SUPPLIED OPTIONS

SD_T4940 FRONT WHEELS AND TIRES

	8151604	23 x 8.50-12 4PR R3		9000284P54	\$347.00
	8266604	23X8.50-12 4PR R4 Ind		9000284P54	\$347.00
	8199907	Less Front Wheels and Tires. WITH THE CHANGE TO FULLY ASSEMBLED TRACTORS THE LESS FRONT TIRE (8199907) OPTION NO LONGER A VALID SELECTION.			No Charge

SD_T4950 REAR WHEELS AND TIRES

	8306804	33 x 12-16.5 4PR R3		9000542P02	\$661.00
	8317604	12-16.5 6PR R4 IND		9000542P02	\$661.00



**BOOMER 24
US PRICE LIST**

	8399907	Less Rear Wheels and Tires WITH THE CHANGE TO FULLY ASSEMBLED TRACTORS THE LESS REAR TIRE (8399907) OPTION NO LONGER A VALID SELECTION.			No Charge
--	---------	-------------------------------------------------------------------------------------------------------------------------------------------------------	--	--	-----------

CURRENT INVENTORY ONLY



**BOOMER 24
US PRICE LIST**

Factory Supplied Attachments

Order Code	Description	Weight	Factory Data	List Price
81510406	23X8.50-12 4PR R3 TURF	114 LB	9000284P54	\$347.00
83060406	33X12.00-16.5 4PR R3 TURF	225 LB	9000542P02	\$661.00

CURRENT INVENTORY ONLY

PARTS DIVISION SUPPLIED ACCESSORIES FOR COMPACT TRACTORS			
Part Number	Description	Boomer 24	Notes:
CAB/ROPS/FOPS GROUP			
718857196	FOPS Canopy for Roll Bar - White	X	
FFB1A32B	Sunshade canopy (blue)	X	
FFB1A32W	Sunshade canopy (white)	X	
11876	Soft Cab Enclosure Contact: Original Tractor Cab Co., Inc., P.O. Box 97 Arlington, IN 46104 Phone: (765) 663-2214	X	
HYDRAULICS GROUP			
MT20116103	Single Rear Remote - (Max one rear remote per tractor)	X	
710440186	Mid mount valve, Joy Stick (quick couplers, color coded dust plugs with support bracket)	X	
WEIGHT GROUP *Attaching hardware is available from Service Parts.			
710215016	Front End Weight 60LB (27 Kg), Max 3, compatible with grill guard (Requires Front Weight Carrier #84532452) Not compatible with loader.	X	
718740016	Rear Counter Weight Bracket	X	
84532452	Front Weight Bumper/Carrier - Max 3 - 60 lb. weights. Not compatible with loader	X	
717746006	Ballast Box 100lbs, 500lbs. Max capacity	X	Order Through Wholegoods (eEquipment)
MISCELLANEOUS GROUP			
LDR10412964 (QTY 2) LDR5002105 (QTY 4) LDR5013104 (QTY 4)	Grille guard - Vertical plates, no cross bars (Std with 235TL Loader)	X	All pieces must be ordered to completed grille guard. Quantities for each number must be followed
84550562	Engine coolant heater - Mitsubishi Engine	X	
84551153	Spark Arrestor Muffler	X	
251006F	Linkage drawbar (FONNC830AA Stay kit required)	X	
FONNC830AA	Linkage drawbar stay kit	X	
MT20124710	Clevis / 2-Position Extension Drawbar Kit		
MT20125205	Front Toe-hook		
87702589	ROPS mounted work light kit (requires 84360959)	X	
84360959	ROPS mounted work light wire harness kit (required with Work light)	X	
To order the following items, contact the Document Management Center (DMC) @ (262) 636-7540; or order online through Dealer Portal (goto "Tools"; select the DMC link)			
729178 / 84389592	French Operator's Manual / Decal Kit	X	



**BOOMER 35 AND 40 TIER 4B FINAL
US PRICE LIST**

Standard Equipment

BOOMER 35 (Tier 4B Final)

35.0 Gross Engine hp @ 2600 rpm
29.7 PTO hp @ 2600 rpm (Gear)
28.0 PTO hp @ 2600 rpm (Hydro)

BOOMER 40 (Tier 4B Final)

40.0 Gross Engine hp @ 2600 rpm
34.0 PTO hp @ 2600 rpm (Gear)
32.0 PTO hp @ 2600 rpm (Hydro)

ALL MODELS

LS Model L32L19 Diesel Engine
3 Cylinder, Turbocharged Engine
Common Rail / Direct Fuel Injection
Tier 4b Final Emissions Compliant
114.7 cu. in. (1.9L) Displacement
Under Hood Muffler / Exhaust
Two-stage Dual Element Air Cleaner
Full-flow, Spin-on Oil Filter
Fuel Filter with water separator
Quick Glow Plug Starting Aid
Flip-up Hood w/ Gas Strut
Fuel Tank Capacity
ROPS - 10.5 gallon (40L)
Cab - 12.4 gallon (47L)

TRANSMISSION OPTIONS

12x12 Synchronized Shuttle Shift (SSS)
Left-hand, dash mounted,
synchronized shuttle
(4) Synchronized gears
(3) Non-synchronized ranges

3-Range Hydrostatic with Cruise Control
and Dual-Pedal direction control for
forward and reverse

FRONT AXLE

Four Wheel Drive (FWD)
Fixed Position Rims
Tread Setting with R4 tires
- 45.6 in. (1159 mm)

REAR AXLE

Flange Type Axle
Rear Differential Lock
Reversible Position Rims - R1 tires only
Fixed Position Rims - R3, R4 tires
Tread Setting with R4 tires
- 46.5 in. (1283 mm)

STEERING

Hydrostatic Power Steering
Tilt Steering Column

BRAKES

Wet Disc
Dual Brake Pedals
Foot-assist Parking Brake Lever

HYDRAULIC SYSTEM

Open Center Hydraulic System
Dual Gear-type Pumps
Implement Pump Capacity:
- 8.2 gpm (31.2 L/min)
Steering Pump Capacity:
- Gear models = 4.2 gpm (15.9 L/min)
- HST models = 5.3 gpm (19.9 L/min)
Mid-mount Hydraulic Valve & Joystick
1 Open Center Rear Remote Valve

3-POINT LIFT SYSTEM

Lift Capacity @ ball ends:
- 1808 (lbs.) / 820 (kg)
Category I, 3-point Linkage
Position Control Lever
Drop Rate Control Knob
Turnbuckle-type Leveling Mechanism
Telescoping Stabilizers
Flexible Link Ends

PTO - Electro-hydraulic Engagement

Rear PTO
- Independent 540 rpm
- Flip-up Shield
- Shaft Cap
Mid PTO
- Independent 2000 rpm



**BOOMER 35 AND 40 TIER 4B FINAL
US PRICE LIST**

Standard Equipment

DRAWBAR

- Swinging
- 2-Position Extendable

ROPS PLATFORM

- 2 Post Foldable ROPS
- Deluxe Vinyl Covered Seat
 - Full suspension w/weight adjustment
 - Fore/Aft adjustment
 - Seat Belt
 - Adjustable Arm Rests
- Floor Mat
- Left and Right Side Steps
- Toolbox & Slow Moving Vehicle Emblem

CAB PLATFORM (Boomer 40)

- (2) Doors
- Opening Rear Window
- Air Conditioning
- Heater
- 3-speed Fan Control for heat and A/C
- Single Cab Air Filter
- Radio-ready with (2) speakers, wiring and antenna
- Deluxe Cloth Covered Seat
 - Full suspension w/weight adjustment
 - Fore/Aft adjustment
 - Seat Belt
 - Adjustable Arm Rests
- Floor Mat
- Cloth Covered Headliner
- Left and Right External Mounted Mirrors
- Front Windshield Wiper and Washer
- Left and Right Side Steps
- Toolbox & Slow Moving Vehicle Emblem

INSTRUMENT PANEL

- Analog Tachometer
- Fuel Gauge
- Coolant Temperature Gauge
- Hour Meter

- Engine Oil Pressure Warning Light
- Battery Charge Warning Light
- Cold Starting Aid Indicator Light
- PTO ON Indicator Light
- Parking Brake Indicator Light
- Turn Indicator Lights
- Hazard Flasher Indicator Lights
- High Beam Headlights Indicator
- Emmission Activation Indicator

ELECTRICAL

- 12-volt, 80Ah, 660 CCA Battery
- Safety Start Switch
- Key Start/Fuel Shutoff
- 70 amp Alternator
- Operator Presence System

LIGHTING - Cab / ROPS

- (2) Halogen Corner Work Lights
- (2) Halogen Headlights (high/low beam)
- (2) Taillights
- (2) Flashers / Turn Signals
- LIGHTING - Additional Cab lighting**
- (2) Front-mounted Cab Work Lights
- (2) Rear-mounted Cab Work Lights

BOOMER GUARD-6 WARRANTY

- Full Coverage
 - 24 months or 750 total hours
- Powertrain
 - Additional 48 months (72 total months) or 1500 total hours

Boomer 35 or 40 compacts will arrive at your dealership fully assembled (Roll on / Roll off) and ready to sell. This includes the installation of any 250TLA2 loader order linked to a Boomer 35 or 40 order. Tractor assembly & loader installation are free of charge. Freight charges will apply



**BOOMER 35 AND 40 TIER 4B FINAL
US PRICE LIST**

Models

COMMERCIAL MODEL	VERSION	Weight	Factory Data	List Price
BOOMER 35 T4B	Rops	2,870 LB	9018009P66	\$21,963.00
BOOMER 40 T4B	Cab	3,574 LB	9023885P78	\$29,129.00
BOOMER 40 T4B	Rops	2,870 LB	9019493P86	\$23,773.00



**BOOMER 35 AND 40 TIER 4B FINAL
US PRICE LIST**

Factory Supplied Options

Order Code	Description	Weight	Factory Data	List Price
------------	-------------	--------	--------------	------------

FAST PICK CONFIGURATION

SD_T9981 CONFIGURATION

	XT9981X	Less Fast Pick Config			No Charge
	X0331XX	BMR 40 Cab Fast Pick FAST PICK PKG PRICE = 2% SAVINGS OVER ALA-CART ORDER Fast Pick Boomer 40 Cab (T4B) Package Contains: - Boomer 40 Cab (T4B) - 729290 (3 Range Hydrostatic Transmission) - 720347 (2 Rear Remote Valves) - R4 Industrial Tires - 8266304 (Front 25x8.50-14 6 Ply) - 8364564 (Rear 43x16.00-20 6 Ply)		(900541P20)	(\$660.00)
		Fast-Pick Implement Packages are available. Consider ordering the following with your Boomer 40 Cab (T4B): - Loader (250TLA2 Fast-Pick) - Backhoe (925GBH Backhoe Fast-Pick) - Front Mount Snow Blower (63CSHB Fast-Pick)			

FACTORY SUPPLIED OPTIONS

SD_T2810 TRANSMISSION

	720110	12 x 12 Synchro-shuttle			No Charge
	729290	Hydrostatic Transmission		9001461P24	\$1,782.00

SD_T4940 FRONT WHEELS AND TIRES

	8199907	Less Front Wheels and Tires. WITH THE CHANGE TO FULLY ASSEMBLED TRACTORS THE LESS FRONT TIRE (8199907) OPTION NO LONGER A VALID SELECTION.			No Charge
	8204604	7 x 14 6PR R1 Ag Bar		9000298P48	\$364.00
	8266304	25 x 8.50 - 14 6PR R4		9000389P50	\$475.00
	8267104	25x8.50-14 10PR R3 T		9000298P48	\$364.00

SD_T4950 REAR WHEELS AND TIRES

	8304804	41 x 14.00-20 4PR R3		9001166P86	\$1,423.00
	8332604	11.2 x 24 4PR R1 Ag Bar		9000762P60	\$930.00



**BOOMER 35 AND 40 TIER 4B FINAL
US PRICE LIST**

	8364564	43 x 16.00-20 R4		9001011P06	\$1,233.00
	8399907	Less Rear Wheels and Tires WITH THE CHANGE TO FULLY ASSEMBLED TRACTORS THE LESS REAR TIRE (8399907) OPTION NO LONGER A VALID SELECTION.			No Charge

SD_T8270 REAR REMOTES

	720347	2 Remote Valves Fits Boomer 35/40/45/50/55 Gear or HST		9000323P08	\$394.00
--	--------	------------------------------------------------------------------	--	------------	----------



**BOOMER 35 AND 40 TIER 4B FINAL
US PRICE LIST**

Factory Supplied Attachments

Order Code	Description	Weight	Factory Data	List Price
820460446	7X14 6PR R1 NH	275 LB	9000296P02	\$361.00
826630476	25x8.50-14 6PR R4 NH	109 LB	9000389P50	\$475.00
826710426	25X8.50-14 10 PLY TURF R3	98 LB	9000298P48	\$364.00
830480486	41X14.00-20 4PR R3	581 LB	9001166P86	\$1,423.00
833260436	11.2X24 4PR R1 NH	275 LB	9000755P22	\$921.00
836456406	43X16-20 4PLY TL R4 NH	275 LB	9001011P06	\$1,233.00



**BOOMER 45 50 AND 55 TIER 4B FINAL
US PRICE LIST**

Standard Equipment

BOOMER 45 (Tier 4B Final)

45.0 Gross Engine hp @ 2600 rpm
38.2 PTO hp @ 2600 rpm (Gear)
36.0 PTO hp @ 2600 rpm (Hydro)

FRONT AXLE

Four Wheel Drive (FWD)
Fixed position rims
Tread Setting with R4 tires
- 51.7 in. (1314 mm)

BOOMER 50 (Tier 4B Final)

50.0 Gross Engine hp @ 2600 rpm
42.5 PTO hp @ 2600 rpm (Gear)
40.0 PTO hp @ 2600 rpm (Hydro)

REAR AXLE

Rear differential lock
Flange Type Axle
Reversible Position Rims - R1 only
Fixed Position Rims - R3, R4
Tread Setting with R4 tires
- 47.7 in. (1211 mm)

BOOMER 55 (Tier 4B Final)

55.0 Gross Engine hp @ 2600 rpm
46.7 PTO hp @ 2600 rpm (Gear)
44.0 PTO hp @ 2600 rpm (Hydro)

STEERING

Hydrostatic Power Steering
Tilt Steering Column

ALL MODELS

LS Model L32L19 Diesel Engine
3 Cyl. Turbocharged Engine
Common Rail /Direct Fuel Injection
Tier 4b Final Emissions Compliant
114.7 cu. in. (1.9L) Displacement
Under Hood Muffler / Exhaust
Two-stage Dual Element Air Cleaner
Full-flow, Spin-on Oil Filter
Fuel Filter with water separator
Quick Glow Plug Starting Aid
Flip-up Hood w/ Gas Strut
Fuel Tank Capacity
ROPS - 10.5 gallon (40L)
Cab - 12.4 gallon (47L)

BRAKES

Wet Disc
Dual Brake Pedals
Foot-assist Parking Brake Lever

TRANSMISSION OPTIONS

16x16 Synchronized Shuttle Shift (SSS)
Left-hand, dash mounted,
synchronized shuttle
(4) Synchronized gears
(4) Non-synchronized ranges

HYDRAULIC SYSTEM

Open Center Hydraulic System
Dual Gear-type Pumps
Implement Pump Capacity:
- 8.2 gpm (31.2 L/min)
Steering Pump Capacity:
- Gear models = 4.2 gpm (15.9 L/min)
- HST models = 5.3 gpm (19.9 L/min)
Mid-mount Hydraulic Valve & Joystick
1 Open Center Rear Remote Valve

3- Range Hydrostatic with Cruise
Control and Dual Pedal direction
control for forward and reverse

3-POINT LIFT SYSTEM

Lift Capacity @ ball ends:
- 2756 (lbs.) / 1250 (kg)
Category I, 3-point Linkage
Position Control Lever
Drop Rate Control Knob
Turnbuckle-type Leveling Mechanism
Telescoping Stabilizers
Flexible Link Ends



**BOOMER 45 50 AND 55 TIER 4B FINAL
US PRICE LIST**

Standard Equipment

PTO

Rear PTO

- Independent 540 rpm
- Electro-hydraulic engagement
- Flip-up Shield
- Shaft Cap

Mid PTO

- Independent 2000 rpm
- Electro-hydraulic engagement

DRAWBAR

Swinging

2-Position Extendable

ROPS PLATFORM

2 Post Foldable ROPS

Deluxe Vinyl Covered Seat

- Full suspension w/weight adjustment
- Fore/Aft adjustment
- Seat Belt
- Adjustable Arm Rests

Floor Mat

Left and Right Side Steps

Slow Moving Vehicle Emblem

CAB PLATFORM

(2) Doors

Opening Rear Window

Air Conditioning

Heater

3-speed Fan Control for heat and A/C

Single Cab Air Filter

Radio-ready with (2) speakers, wiring
and antenna

Deluxe Cloth Covered Seat

- Full suspension w/weight adjustment
- Fore/Aft adjustment
- Seat Belt
- Adjustable Arm Rests

Floor Mat

Cloth Covered Headliner

Left and Right External Mounted Mirrors

Front Windshield Wiper and Washer

Left and Right Side Steps

Toolbox & Slow Moving Vehicle Emblem

INSTRUMENT PANEL

Analog Tachometer

Fuel Gauge

Coolant Temperature Gauge

Hour Meter

Engine Oil Pressure Warning Light

Battery Charge Warning Light

Cold Starting Aid Indicator Light

PTO ON Indicator Light

Parking Brake Indicator Light

Turn Indicator Lights

Hazard Flasher Indicator Lights

High Beam Headlight Indicator

Emissions Indicator

ELECTRICAL

12-volt, 80Ah, 660 CCA Battery

Safety Start Switch

Key Start/Fuel Shutoff

70 amp Alternator

Operator Presence System

LIGHTING - Cab / ROPS

(2) Halogen Corner Work Lights

(2) Halogen Headlights (high/low beam)

(2) Taillights

(2) Flashers / Turn Signals

LIGHTING - Additional Cab lighting

(2) Front-mounted Cab Work Lights

(2) Rear-mounted Cab Work Lights

BOOMER GUARD-6 WARRANTY

Full Coverage

- 24 months or 750 total hours

Powertrain

- Additional 48 months (72 total
months) or 1500 total hours

Boomer 45 - 55 compacts will arrive at your dealership fully assembled (Roll on / Roll off) and ready to sell. This includes the installation of any 260TLA2 loader order linked to a Boomer 45-55 order. Tractor assembly & loader installation are free of charge. Freight charges will apply



**BOOMER 45 50 AND 55 TIER 4B FINAL
US PRICE LIST**

Models

COMMERCIAL MODEL	VERSION	Weight	Factory Data	List Price
BOOMER 45 T4B	Cab	4,194 LB	9026303P14	\$32,077.00
BOOMER 45 T4B	Rops	3,490 LB	9021982P56	\$26,808.00
BOOMER 50 T4B	Cab	4,194 LB	9028925P50	\$35,275.00
BOOMER 50 T4B	Rops	3,490 LB	9024513P90	\$29,895.00
BOOMER 55 T4B	Cab	4,194 LB	9031369P92	\$38,256.00
BOOMER 55 T4B	Rops	3,490 LB	9026958P32	\$32,876.00



**BOOMER 45 50 AND 55 TIER 4B FINAL
US PRICE LIST**

Factory Supplied Options

Order Code	Description	Weight	Factory Data	List Price
------------	-------------	--------	--------------	------------

FAST PICK CONFIGURATION

SD_T9981 CONFIGURATION

XT9981X	Less Fast Pick Config			No Charge
X0332XX	BMR 50 ROPS Fast Pick FAST PICK PKG PRICE = 2% SAVINGS OVER ALA-CART ORDER Fast Pick Boomer 50 ROPS (T4B) Package Contains: - Boomer 50 ROPS (T4B) - 330014 (3 Range Hydrostatic Transmission) - R4 Industrial Tires - 8276504 (Front 12x16.5 6 Ply) - 8396704 (Rear 17.5Lx24 6 Ply) Fast-Pick Implement Packages are available. Consider ordering the following with your Boomer 50 ROPS (T4B): - Loader (260TLA2 Fast-Pick) - Backhoe (925GBH Backhoe Fast-Pick) - Mid-Mount Mower (372GMS Fast-Pick) - Front Mount Snow Blower (74CSHA Fast-Pick)		(900563P34)	(\$687.00)
X0333XX	BMR 50 Cab Fast Pick FAST PICK PKG PRICE = 2% SAVINGS OVER ALA-CART ORDER Fast Pick Boomer 50 Cab (T4B) Package Contains: - Boomer 50 Cab - 330014 (3 Range Hydrostatic Transmission) - 720347 (2 Rear Remote Valves) - R4 Industrial Tires - 8276504 (Front 12x16.5 6 Ply) - 8396704 (Rear 17.5Lx24 6 Ply) Fast-Pick Implement Packages are available. Consider ordering the following with your Boomer 50 Cab (T4B): - Loader (260TLA2 Fast-Pick) - Backhoe (925GBH Backhoe Fast-Pick) - Front Mount Snow Blower (74CSHA Fast-Pick)		(900658P46)	(\$803.00)



**BOOMER 45 50 AND 55 TIER 4B FINAL
US PRICE LIST**

FACTORY SUPPLIED OPTIONS

SD_T2810 TRANSMISSION

	330014	HST + 3 Range		9001461P24	\$1,782.00
	330271	16x16 Synchro Shuttle 330271			No Charge

SD_T4940 FRONT WHEELS AND TIRES

	8199907	Less Front Wheels and Tires. WITH THE CHANGE TO FULLY ASSEMBLED TRACTORS THE LESS FRONT TIRE (8199907) OPTION NO LONGER A VALID SELECTION.			No Charge
	8253304	9.5 x 16 4PR R1		9000594P50	\$725.00
	8267204	28x8.50-15 6PR R3 T		9000594P50	\$725.00
	8276504	12 x 16.5 6PR R4		9000698P64	\$852.00

SD_T4950 REAR WHEELS AND TIRES

	8304804	41 x 14.00-20 4PR R3		9001166P86	\$1,423.00
	8338604	13.6-24 4PR R1		9000873P30	\$1,065.00
	8396704	17.5Lx24 6PR R4		9001509P62	\$1,841.00
	8399907	Less Rear Wheels and Tires WITH THE CHANGE TO FULLY ASSEMBLED TRACTORS THE LESS REAR TIRE (8399907) OPTION NO LONGER A VALID SELECTION.			No Charge

SD_T8270 REAR REMOTES

	720347	2 Remote Valves Fits Boomer 35/40/45/50/55 Gear or HST		9000323P08	\$394.00
--	--------	------------------------------------------------------------------	--	------------	----------



**BOOMER 45 50 AND 55 TIER 4B FINAL
US PRICE LIST**

Factory Supplied Attachments

Order Code	Description	Weight	Factory Data	List Price
825330436	9.5X16 4PR R1	171 LB	9000594P50	\$725.00
826720406	28X8.50-15 6 PLY TURF R3 NH	152 LB	9000594P50	\$725.00
827650406	12 X 16.5 6PR R4	177 LB	9000698P64	\$852.00
830480486	41X14.00-20 4PR R3	581 LB	9001166P86	\$1,423.00
833860426	13.6X24 4PR R1 NH	275 LB	9000873P30	\$1,065.00
839670406	17.5Lx24 6PR R4	581 LB	9001509P62	\$1,841.00



**BOOMER™ 33 AND 37
US PRICE LIST**

(Port of Entry)

Standard Equipment

BOOMER 33

- 32.2 Gross Engine hp @ 2600 rpm
- 26.4 PTO hp @ 2600 rpm (Gear)
- 24.8 PTO hp @ 2600 rpm (Hydro)

BOOMER 37

- 36.2 Gross Engine hp @ 2600 rpm
- 31.1 PTO hp @ 2600 rpm (Gear)
- 29.2 PTO hp @ 2600 rpm (Hydro)

ALL MODELS

- ISM 3 Cylinder, Turbocharged Engine
- Tier 4b Final Emissions Compliant
- 92 cu. in. (1.5L) Displacement
- Under Hood Muffler / Exhaust
- Two-stage Dual Element Air Cleaner
- Full-flow, Spin-on Oil Filter
- Fuel Filter with water separator
- Quick Glow Plug Starting Aid
- Flip-up Hood w/ Gas Strut
- Fuel Tank Capacity
 - ROPS - 10.5 gallon (40L)
 - Cab - 12.4 gallon (47L)

TRANSMISSION OPTIONS

- 12x12 Synchronized Shuttle Shift (SSS)
 - Left-hand, dash mounted, synchronized shuttle
 - (4) Synchronized gears
 - (3) Non-synchronized ranges
- 3-Range Hydrostatic with Cruise Control and Dual-Pedal direction control for forward and reverse

FRONT AXLE

- Four Wheel Drive (FWD)
- Fixed Position Rims
- Tread Setting with R4 tires
 - 45.6 in. (1159 mm)

REAR AXLE

- Flange Type Axle
- Rear Differential Lock
- Reversible Position Rims - R1 tires only
- Fixed Position Rims - R3, R4 tires
- Tread Setting with R4 tires
 - 46.5 in. (1283 mm)

STEERING

- Hydrostatic Power Steering
- Tilt Steering Column

BRAKES

- Wet Disc
- Dual Brake Pedals
- Foot-assist Parking Brake Lever

HYDRAULIC SYSTEM

- Open Center Hydraulic System
- Dual Gear-type Pumps
- Implement Pump Capacity:
 - 8.2 gpm (31.2 L/min)
- Steering Pump Capacity:
 - Rear models = 4.2 gpm (15.9 L/min)
 - ST models = 5.3 gpm (19.9 L/min)
- Mid-mount Hydraulic Valve & Joystick

3-POINT LIFT SYSTEM

- Lift Capacity @ Ball ends:
 - 1808 (lb.) / 820 (kg)
- Category I, 3-point Linkage
- Position Control Level 1
- Drop Rate Control Knob
- Crank-type Leveling Mechanism
- Telescoping Stabilizers
- Flexible Link Ends

PTO

- Rear PTO
 - Independent 540 rpm
 - Electro-hydraulic engagement
 - Flip-up Shield
 - Shaft Cap

CURRENT INVENTORY ONLY



**BOOMER™ 33 AND 37
US PRICE LIST**

(Port of Entry)

Standard Equipment

DRAWBAR

- Swinging
- 2-Position Extendable

ROPS PLATFORM

- 2 Post Foldable ROPS
- Deluxe Vinyl Covered Seat
 - Full suspension w/weight adjustment
 - Fore/Aft adjustment
 - Seat Belt

Floor Mat

Left and Right Side Steps

Toolbox & Slow Moving Vehicle Emblem

Analog Tachometer

Fuel Gauge

Coolant Temperature Gauge

Hour Meter

Engine Oil Pressure Warning Light

Battery Charge Warning Light

Cold Starting Aid Indicator Light

PTO ON Indicator Light

Parking Brake Indicator Light

Turn Indicator Lights

Hazard Flasher Indicator Lights

High Beam Headlights Indicator

Emission Activation Indicator

CAB PLATFORM (Boomer 37)

(2) Doors

Opening Rear Window

Air Conditioning

Heater

3-speed Fan Control for heat and A/C

Single Cab Air Filter

Radio-ready with (2) speakers, wiring and antenna

Deluxe Cloth Covered Seat

- Full suspension w/weight adjustment
- Fore/Aft adjustment
- Seat Belt

Floor Mat

Cloth Covered Headliner

Left and Right External Mounted Mirrors

Front Windshield Wiper and Washer

Left and Right Side Steps

Slow Moving Vehicle Emblem

ELECTRICAL

12-volt, 80Ah, 660 CCA Battery

Safety Start Switch

Key Start/Fuel Shutoff

85 amp Alternator

Operator Presence System

LIGHTING - Cab / ROPS

(2) Halogen Corner Work Lights

(2) Halogen Headlights (high/low beam)

(2) Taillights

(2) Flashers / Turn Signals

LIGHTING - Additional Cab lighting

(2) Front mounted Cab Work Lights

BOOMER GUARD-5 WARRANTY

Full Coverage

- 24 months or 750 total hours

Powertrain

- Additional 36 months (60 total months) or 1500 total hours

INSTRUMENT PANEL

CURRENT INVENTORY ONLY



**BOOMER™ 33 AND 37
US PRICE LIST**

(Port of Entry)
Models

COMMERCIAL MODEL	VERSION	Weight	Factory Data	List Price
BOOMER 33	Rops	2,870 LB	9016452P48	\$20,064.00
BOOMER 37	Cab	3,574 LB	9022130P16	\$26,988.00
BOOMER 37	Rops	6,000 LB	9017886P66	\$21,813.00

Factory Supplied Options

Order Code	Description	Weight	Factory Data	List Price
------------	-------------	--------	--------------	------------

FAST PICK CONFIGURATION

SD_T9981 CONFIGURATION

XT9981X	Less Fast Pick Config			No Charge
X0275XX	BMR 37 Cab Fast Pick FAST PICK PKG PRICE = 2% SAVINGS OVER ALA-CAB ORDER Fast Pick Boomer 37 Cab Package Contains: - Boomer 37 Cab - 729290 (3 Range Hydrostatic Transmission) - 720347 (2 Rear Remote Valves) - R4 Industrial Tires - 8266304 (Front 25x8.50-14 6 Ply) - 8364564 (Rear 43x16.00-20 6 Ply) Fast-Pick Implement Packages are available. Consider ordering the following with your Boomer 37 Cab: - Loader (250TLA1 Fast-Pick) - Backhoe (925GBH Backhoe Fast-Pick) - *Front Mount Snow Blower (63CSHB Fast-Pick) *Note: The Boomer 37 Cab must be equipped with a Mid-Mount PTO. MT20123903 - Order through parts.		(900519P06)	(\$633.00)

FACTORY SUPPLIED OPTIONS

SD_T2810 TRANSMISSION

720110	12 x 12 Synchro-shuttle			No Charge
729290	Hydrostatic Transmission		9001412P04	\$1,722.00



**BOOMER™ 33 AND 37
US PRICE LIST**

(Port of Entry)

SD_T4940 FRONT WHEELS AND TIRES

8204604	7 x 14 6PR R1 Ag Bar	9000288P64	\$352.00
8192604	25 x 8.50-14 4PR R3 T	9000288P64	\$352.00
8266304	25 x 8.50 - 14 6PR R4	9000376P38	\$459.00
8199907	Less Front Wheels and Tires.		No Charge

SD_T4950 REAR WHEELS AND TIRES

8332604	11.2 x 14.4R R1 Ag Bar	9000737P18	\$899.00
8304804	41 x 14.00-20 4PR R3	9001127P50	\$1,375.00
8364564	43 x 16.00-20 R4	9000976P62	\$1,191.00
8399907	Less Rear Wheels and Tires		No Charge

SD_T8270 REAR REMOTES

720366	1 Remote SDA Fits Boomer 33/37 Gear and HST Fits Boomer 41/47 Gear ROPS ONLY	9000531P36	\$648.00
720347	2 Remote Valves Fits Boomer 33/37/41/47 Gear and HST Includes 1st and 2nd Remote	9000843P78	\$1,029.00

CURRENT INVENTORY ONLY



**BOOMER™ 33 AND 37
US PRICE LIST**

(Port of Entry)

Factory Supplied Attachments

Order Code	Description	Weight	Factory Data	List Price
815200423	25x8.50-14 4PR R3 TURF NH	98 LB	9000288P64	\$352.00
820400446	7X14 6PR R1 NH	275 LB	9000296P02	\$361.00
826630476	25x8.50-14 6PR R4 NH	109 LB	9000389P50	\$475.00
830480486	41X14-00-20 4PR R3	581 LB	9001166P86	\$1,423.00
833260436	14.5X24 4PR R1 NH	275 LB	9000755P22	\$921.00
836456406	43X16-20 4TY TL R4 NH	275 LB	9001011P06	\$1,233.00

CURRENT INVENTORY ONLY



**BOOMER™ 41 AND 47
US PRICE LIST**

(Port of Entry)

Standard Equipment

BOOMER 41

40.7 Gross Engine hp @ 2600 rpm
31.6 PTO hp @ 2600 rpm (Gear)
29.8 PTO hp @ 2600 rpm (Hydro)

BOOMER 47

45.6 Gross Engine hp @ 2600 rpm
37.3 PTO hp @ 2600 rpm (Gear)
35.0 PTO hp @ 2600 rpm (Hydro)

ALL MODELS

ISM 4 Cyl. Naturally Aspirated Engine
Tier 4b Final Emissions Compliant
135 cu. in. (2.22L) Displacement
Under Hood Muffler / Exhaust
Two-stage Dual Element Air Cleaner
Full-flow, Spin-on Oil Filter
Fuel Filter with water separator
Quick Glow Plug Starting Aid
Flip-up Hood w/ Gas Strut
Fuel Tank Capacity
ROPS - 10.5 gallon (40L)
Cab - 12.4 gallon (47L)

TRANSMISSION OPTIONS

16x16 Synchronized Shuttle Shift (SSS)
Left-hand, dash mounted,
synchronized shuttle
(4) Synchronized gears
(4) Non-synchronized ranges

3- Range Hydrostatic with Cruise
Control and Dual Pedal direction
control for forward and reverse

FRONT AXLE

Four Wheel Drive (FWD)
Fixed position rims
Tread Setting with R4 tires
- 51.7 in. (1314 mm)

REAR AXLE

Rear differential lock
Flange Type Axle
Reversible Position Rims - R1 only
Fixed Position Rims - R3, R4
Tread Setting with R4 tires
- 47.7 in. (1211 mm)

STEERING

Hydrostatic Power Steering
Tilt Steering Column

BRAKES

Wet Disc
Dual Brake Pedals
Foot-assist Parking Brake Lever

HYDRAULIC SYSTEM

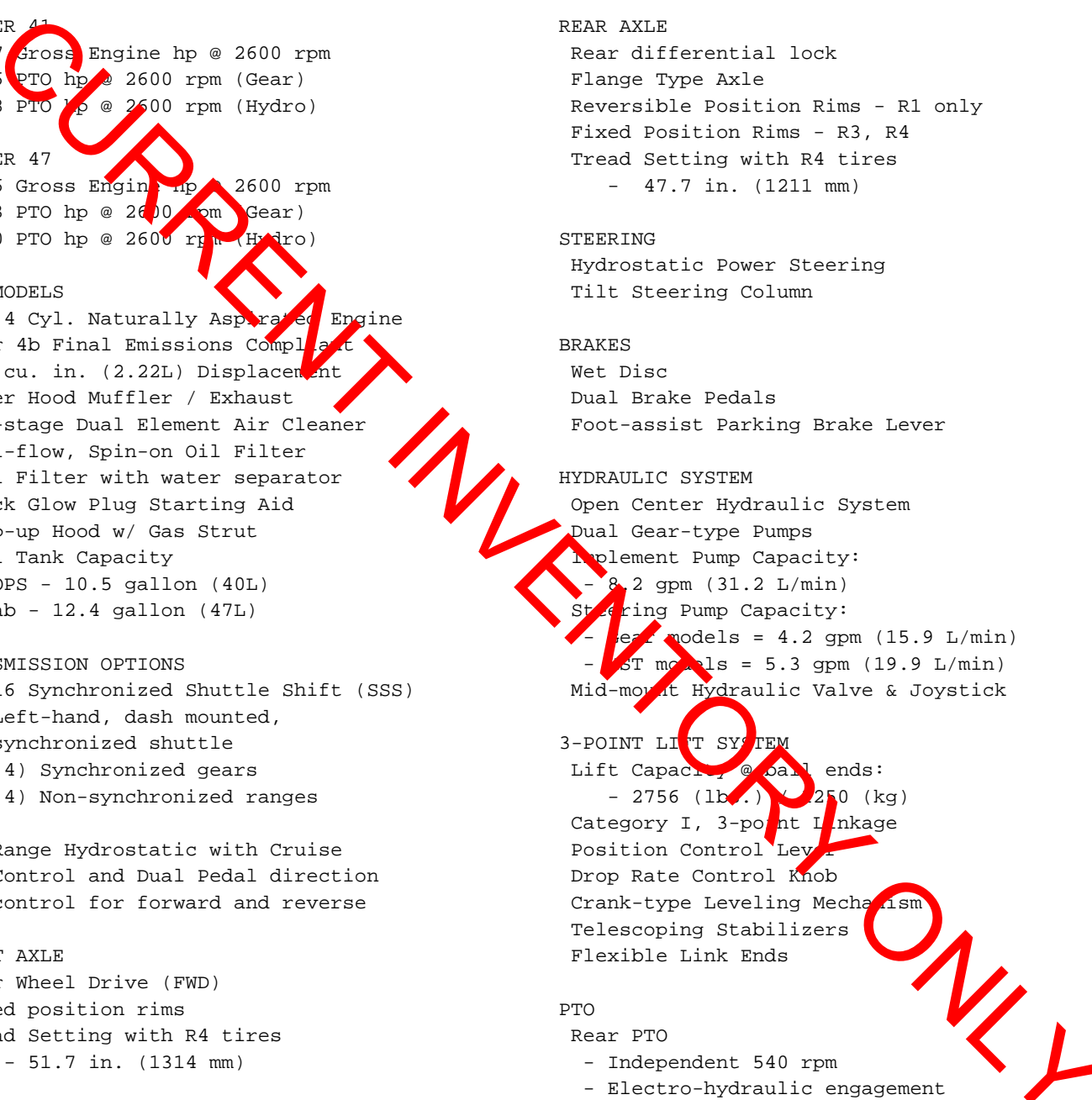
Open Center Hydraulic System
Dual Gear-type Pumps
Implement Pump Capacity:
- 8.2 gpm (31.2 L/min)
Steering Pump Capacity:
- Rear models = 4.2 gpm (15.9 L/min)
- ST models = 5.3 gpm (19.9 L/min)
Mid-mount Hydraulic Valve & Joystick

3-POINT LIFT SYSTEM

Lift Capacity @ Ball ends:
- 2756 (lb.) / 1250 (kg)
Category I, 3-point Linkage
Position Control Lever
Drop Rate Control Knob
Crank-type Leveling Mechanism
Telescoping Stabilizers
Flexible Link Ends

PTO

Rear PTO
- Independent 540 rpm
- Electro-hydraulic engagement
- Flip-up Shield
- Shaft Cap





**BOOMER™ 41 AND 47
US PRICE LIST**

(Port of Entry)

Standard Equipment

DRAWBAR

- Swinging
- 2-Position Extendable

ROPS PLATFORM

- 2 Post Foldable ROPS
- Deluxe Vinyl Covered Seat
 - Full suspension w/weight adjustment
 - Fore/Aft adjustment
 - Seat Belt
- Floor Mat
- Left and Right Side Steps
- Slow Moving Vehicle Emblem

CAB PLATFORM

- (2) Doors
- Opening Rear Window
- Air Conditioning
- Heater
- 3-speed Fan Control for heat and A/C
- Single Cab Air Filter
- Radio-ready with (2) speakers, wiring and antenna
- Deluxe Cloth Covered Seat
 - Full suspension w/weight adjustment
 - Fore/Aft adjustment
 - Seat Belt
- Floor Mat
- Cloth Covered Headliner
- Left and Right External Mounted Mirrors
- Front Windshield Wiper and Washer
- Left and Right Side Steps
- Slow Moving Vehicle Emblem

INSTRUMENT PANEL

- Analog Tachometer
- Fuel Gauge
- Coolant Temperature Gauge
- Hour Meter
- Engine Oil Pressure Warning Light
- Battery Charge Warning Light
- Cold Starting Aid Indicator Light
- PTO ON Indicator Light
- Parking Brake Indicator Light
- Turn Indicator Lights
- Hazard Flasher Indicator Lights
- High Beam Headlight Indicator
- Emmissions Indicator

ELECTRICAL

- 12-volt, 80Ah, 660 CCA Battery
- Safety Start Switch
- Key Start/Fuel Shutoff
- 85 amp Alternator
- Operator Presence System

LIGHTING - Cab / ROPS

- (2) Halogen Corner Work Lights
- (2) Halogen Headlights (high/low beam)
- (2) Taillights
- (2) Flashers / Turn Signals
- LIGHTING - Additional Cab lighting
- (2) Front-mounted Cab Work Lights

BOOMER GUARD-5 WARRANTY

- Full Coverage
 - 24 months or 750 total hours
- Powertrain
 - Additional 36 months (60 total months) or 1500 total hours



**BOOMER™ 41 AND 47
US PRICE LIST**

(Port of Entry)
Models

COMMERCIAL MODEL	VERSION	Weight	Factory Data	List Price
BOOMER 41	Cab	4,194 LB	9024465P52	\$29,836.00
BOOMER 41	Rops	3,490 LB	9020290P90	\$24,745.00
BOOMER 47	Cab	6,500 LB	9026999P32	\$32,926.00
BOOMER 47	Rops	3,490 LB	9022736P96	\$27,728.00

Factory Supplied Options

Order Code	Description	Weight	Factory Data	List Price
------------	-------------	--------	--------------	------------

FAST PICK CONFIGURATION

SD_T9981 CONFIGURATION

XT9981X	Less Fast Pick Config			No Charge
X0282XX	BMR 47 Rops Fast Pick FAST PICK PKG PRICE = 2% SAVINGS OVER ALTERNATE ORDER Fast Pick Boomer 47 ROPS Package Contains: - Boomer 47 ROPS - 330014 (3 Range Hydrostatic Transmission) - R4 Industrial Tires - 8276504 (Front 12x16.5 6 Ply) - 8396704 (Rear 17.5Lx24 6 Ply) Fast-Pick Implement Packages are available. Consider ordering the following with your Boomer 47 ROPS: - Loader (260TLA1 Fast-Pick) - Backhoe (925GBH Backhoe Fast-Pick) - *Mid-Mount Mower (372GMS Fast-Pick) - *Front Mount Snow Blower (74CSHA Fast-Pick) *Note: The Boomer 47 ROPS must be equipped with a Mid-Mount PTO. MT20131515 - Order through parts.		(900528P90)	(\$645.00)



**BOOMER™ 41 AND 47
US PRICE LIST**

(Port of Entry)

X0276XX	BMR 47 Cab Fast Pick FAST PICK PKG PRICE = 2% SAVINGS OVER ALA-CART ORDER Fast Pick Boomer 47 Cab Package Contains: - Boomer 47 Cab - 330014 (3 Range Hydrostatic Transmission) - 729347 (2 Rear Remote Valves) - R4 Industrial Tires - 827650 (Front 12x16.5 6 Ply) - 8396704 (Rear 17.5Lx24 6 Ply) Fast-Pick Implement Packages are available. Consider ordering the following with your Boomer 47 Cab: - Loader (260TLA) Fast-Pick - Backhoe (925GBH Backhoe Fast-Pick) - *Front Mount Snow Blower (740) A Fast-Pick *Note: The Boomer 47 Cab must be equipped with a Mid-Mount PTO. MT20123902 - Order through part #		(900631P40)	(\$770.00)
---------	--------------------------------------------------------------------------------------------------------------------------------------------------------------------------------------------------------------------------------------------------------------------------------------------------------------------------------------------------------------------------------------------------------------------------------------------------------------------------------------------------------------------------------------------------------------------------------------------------------------------------------------------------------------------------------------	--	-------------	------------

FACTORY SUPPLIED OPTIONS

SD_T2810 TRANSMISSION

330271	16x16 Synchro Shuttle 330271			No Charge
330014	HST + 3 Range		9001412P04	\$1,722.00

SD_T4940 FRONT WHEELS AND TIRES

8253304	9.5 x 16 4PR R1		9000574P00	\$700.00
8299604	28 x 8.50-15 4PR R3		9000574P00	\$700.00
8276504	12 x 16.5 6PR R4		9000674P86	\$823.00
8199907	Less Front Wheels and Tires.			No Charge

SD_T4950 REAR WHEELS AND TIRES

8338604	13.6-24 4PR R1		9000843P78	\$1,029.00
8304804	41 x 14.00-20 4PR R3		9001127P50	\$1,375.00
8396704	17.5Lx24 6PR R4		9001158P73	\$1,779.00
8399907	Less Rear Wheels and Tires			No Charge

SD_T8270 REAR REMOTES

720826	1 Remote DA Fits Boomer 41/47 HST		9000531P36	\$648.00
720366	1 Remote SDA Fits Boomer 33/37 Gear and HST Fits Boomer 41/47 Gear ROPS ONLY		9000531P36	\$648.00



**BOOMER™ 41 AND 47
US PRICE LIST**

(Port of Entry)

	720347	2 Remote Valves Fits Boomer 33/37/41/47 Gear and HST Includes 1st and 2nd Remote		9000843P78	\$1,029.00
--	--------	----------------------------------------------------------------------------------------	--	------------	------------

CURRENT INVENTORY ONLY



**BOOMER™ 41 AND 47
US PRICE LIST**

(Port of Entry)

Factory Supplied Attachments

Order Code	Description	Weight	Factory Data	List Price
825300436	9.5X16 4PR R1	171 LB	9000594P50	\$725.00
827600406	12 X 16.5 6PR R4	177 LB	9000698P64	\$852.00
829960406	28 X 8.50-15 4PR R3	275 LB	9000574P00	\$700.00
830480486	41X 100-20 4PR R3	581 LB	9001166P86	\$1,423.00
833860426	17.5 X 24 6PR R1 NH	275 LB	9000873P30	\$1,065.00
839670406	17.5 X 24 6PR R4	581 LB	9001509P62	\$1,841.00

CURRENT INVENTORY ONLY

PARTS DIVISION SUPPLIED ACCESSORIES FOR COMPACT TRACTORS						
Part Number	Description	Boomer 35/40 (T4B)	Boomer 33/37 (T4B)	Boomer 45/50/55 (T4B)	Boomer 41/47 (T4B)	NOTES:
CAB/ROPS/FOPS GROUP						
718857216	FOPS Canopy for Roll Bar - White	X (ROPS)	X (ROPS)	X (ROPS)	X (ROPS)	
FFB1A32B	Sunshade canopy (blue)	X (ROPS)	X (ROPS)	X (ROPS)	X (ROPS)	
FFB1A32W	Sunshade canopy (white)	X (ROPS)	X (ROPS)	X (ROPS)	X (ROPS)	
	Aftermarket Cab: Custom Products of Litchfield, Inc. P.O. Box 70 LITCHFIELD, MN 55355 TOLL FREE: 800-CAB-LINE ((800)-222-5463) FAX (320)-693-7252 www.800cabline.com www.cozycab.com	X (ROPS)	X (ROPS)	X (ROPS)	X (ROPS)	
	Soft Cab Enclosure Contact: Original Tractor Cab Co., Inc., P.O. Box 97 Arlington, IN 46104 Phone: (765) 663-2214	X (ROPS)	X (ROPS)	X (ROPS)	X (ROPS)	
HYDRAULICS GROUP						
	Single Rear Remote - 3-position, Self Centering, lever knob and coupler dust boot (Mono-block valve design. Remote valve not stackable; cannot add a second single rear remote)					
MT20133941	- Rear Remote #1 - CL2 - (Gear or HST)	1 Rear Remote	X (ROPS)			For S/N before 2242010914 (BMR33) and 2230011714 (for BMR 37)
MT20140713	- Rear Remote #1 - CL2 - (Gear or HST)	STD on BMR	X (ROPS)			For S/N after 2242010914 (BMR33) and 2230011714 (for BMR 37)
MT20140704	- Rear Remote #1 - CL2 - (Gear or HST)	35/40 T4B	X (CAB)			
MT20134019	- Rear Remote #1 - CL3 - (Gear or HST)			1 Rear Remote	X (ROPS)	For S/N before 2231012132 (BMR41) and 2229012617 (for BMR 47)
MT20140712	- Rear Remote #1 - CL3 - (Gear or HST)			STD on BMR	X (ROPS)	For S/N after 2231012132 (BMR41) and 2229012617 (for BMR 47)
	Dual Rear Remotes - 3-Position, Self Centering, lever knobs and coupler dust boot (Mono-block valve design. Contains two valves #1 & #2)					
MT20133942	- Rear Remotes #1 & #2 - CL2 - (Gear or HST)		X (ROPS)			For S/N before 2242010914 (BMR33) and 2230011714 (for BMR 37)
MT20140716	- Rear Remotes #1 & #2 - CL2 - (Gear or HST)		X (ROPS)			For S/N after 2242010914 (BMR33) and 2230011714 (for BMR 37)
MT20140705	- Rear Remotes #1 & #2 - CL2 - (Gear or HST)	X (CAB)	X (CAB)			
MT20134021	- Rear Remotes #1 & #2 - CL3 - (Gear or HST)				X (ROPS)	For S/N before 2231012132 (BMR41) and 2229012617 (for BMR 47)
MT20140711	- Rear Remotes #1 & #2 - CL3 - (Gear or HST)				X (ROPS)	For S/N after 2231012132 (BMR41) and 2229012617 (for BMR 47)
MT20140706	- Rear Remotes #1 & #2 - CL3 - (Gear or HST)				X (CAB)	
MT20144549	- Rear Remotes #1 & #2 - CL2 - (Gear or HST)	X (ROPS)				
MT20144747	- Rear Remotes #1 & #2 - CL3 - (Gear or HST)	X (CAB)				
MT20144631	- Rear Remotes #1 & #2 - CL3 - (Gear or HST)			X (ROPS)		
MT20144437	- Rear Remotes #1 & #2 - CL3 - (Gear or HST)			X (CAB)		
Miscellaneous Hydraulics						
MT20117607	Draft Control ROPS - Gear or HST	X	X	X	X	
MT20137907	Draft Control Cab - Gear or HST	X	X	X	X	
PTO GROUP						
MT20131516	Mid PTO - 2000 RPM	Mid-PTO STD on	X (ROPS)			Mid PTO Standard on Boomer 35/40 ROPS (T4B)
MT20123903	Mid PTO - 2000 RPM	BMR 35/40 T4B	X (CAB)			Mid PTO Standard on Boomer 40 Cab (T4B)
MT20131515	Mid PTO - 2000 RPM			Mid-PTO STD on	X (ROPS)	Mid PTO Standard on Boomer 45/50/55 ROPS (T4B)
MT20123902	Mid PTO - 2000 RPM			BMR 45/50/55	X (CAB)	Mid PTO Standard on Boomer 45/50/55 Cab (T4B)
				T4B		

PARTS DIVISION SUPPLIED ACCESSORIES FOR COMPACT TRACTORS						
Part Number	Description	Boomer 35/40 (T4B)	Boomer 33/37 (T4B)	Boomer 45/50/55 (T4B)	Boomer 41/47 (T4B)	NOTES:
WEIGHT GROUP *Attaching hardware is available from Service Parts.						
710215016	Front End Weight 60LB (27 Kg), Max 5 , compatible with grill guard (Requires Front Weight Carrier #718233006 if using more than 2) Not compatible with loader.	X	X	X	X	
718215036	Front End Weight 100 LB (45 Kg), Max 3, NOT compatible with grill guard (Requires Front Weight Carrier #718233006) Not compatible with loader	X	X	X	X	
9864000	Rear Counter Weight Bracket	X	X	X	X	
718233006	Front Weight Bumper/Carrier - Max 5 - 60 lb. weights. Not compatible with loader or grille guard. Requires 100020(Nut); 120090(Bolt); 394631(Washer)	X		X		
48054629	Front Weight Bumper/Carrier - Max 3 - 100 lb. weights. Not compatible with loader or grille guard. Requires 100020(Nut); 120090(Bolt); 394631(Washer)	X		X		
86402249	Front Weight Bumper/Carrier - Max 5 - 60 lb. weights. Not compatible with loader or grille guard. Requires 100020(Nut); 120090(Bolt); 394631(Washer)		X		X	
710470026	Wheel weight (105 lbs each) for R4 IND tires & wheels - 2 max/ wheel; 4 max/ tractor 17.5x24 6PR R4			X	X	
717746006	Ballast Box (500lb Max)	X	X	X	X	Order through wholegoods (eEquipment)
717747006	Ballast Box (1000lb Max)	X	X	X	X	Order through wholegoods (eEquipment)
MISCELLANEOUS GROUP						
86590117	Engine coolant heater - ISM engine		X		X	
84316967	Engine coolant heater - LS engine	X		X		
84579328	Transmission heater kit	X	X	X	X	
719849276	Grille guard - Deluxe	X	X	X	X	
47857749	Grille guard - Economy	X	X	X	X	Not compatible with front weight carrier and weights
710892016	Tow Hook - Front	X	X	X	X	
710740006	3pt. Quick Hitch	X	X	X	X	Order through wholegoods (eEquipment)
251006F	Linkage drawbar (FONNC830AA Stay kit required)	X	X	X	X	
FONNC830AA	Linkage drawbar stay kit	X	X	X	X	
MT20141007	2 Rear Mounted Cab Worklights (Cab only)	STD on Boomer 40 Cab T4B	X	STD on Boomer 45/50/55 Cab T4B	X	Boomer 40/45/50/55 (T4B) Cab units come with 2 Rear Mounted Cab Worklights as standard equipment.
MT20141006	Rear windshield Wiper/Washer (Cab only)	X	X	X	X	
MT20140914	Roof Beacon (Cab only)	X	X	X	X	
MT20130905	Sony Radio (Cab only)	X	X	X	X	
MT20119006	7-pin electrical connector	X	X			
MT20119007	7-pin electrical connector			X	X	
87702589	ROPS mounted work light kit (requires jumper wire)	X	X	X	X	Must also order jumper wire 84360959
To order the following items, contact the Document Management Center (DMC) @ (262) 636-7540; or order online through Dealer Portal (goto "Tools"; select the DMC link)						
84491368	French Operator's Manual		X			
84491370	French Operator's Manual				X	
TBD	French Operator's Manual	X				
TBD	French Operator's Manual			X		
84389592	French Decal Kit (ROPS)	X	X	X	X	
MT20121713	French Decal Kit (Cab)	X	X	X	X	



**BOOMER 46D AND 54D
US PRICE LIST**

Standard Equipment

Boomer 46D

- 45.1 Gross Engine hp @ 2600 rpm
- 46.0 Gross Engine Cv @2600 rpm
- 36.0 PTO hp @ 2600 rpm

Boomer 54D

- 53.0 Gross Engine hp @ 2600 rpm
- 54.0 Gross Engine Cv @2600 rpm
- 42.0 PTO hp @ 2600 rpm

ALL MODELS

- FPT Engine Model R7531E4
- 3 Cylinder, Turbocharged
- Tier 4b Final Emissions Compliant
- 135.9 cu. in. (2.2L) Displacement
- Under Hood Exhaust
- Two-stage Dual Element Air Cleaner
- Full-flow, Spin-on Oil Filter
- Fuel Filter with water separator
- Quick Glow Plug Starting Aid
- Flip-Up Hood
- 13 gallon (49.2 L) Fuel Tank
- Cold Weather Package
 - Engine Heater
 - Transmission Heater
 - Fuel System Heater
 - Battery Heater
 - CCV Heater

TRANSMISSION

- EasyDrive™ Continuously Variable Transmission (CVT) Series II
- Cruise Control
- Steering Column mounted shuttle lever for FWD/REV directional control
- Single pedal for speed control
- Electronic Adjustable Speed & Response settings

FRONT AXLE

- Four Wheel Drive (FWD)
- Fixed Position Rims
- Tread Setting with R4 tires
 - 52.5 in. (1334 mm)

REAR AXLE

- Flange-type Axle
- Rear Differential Lock
- Adjustable Position Rims - R1
- Fixed Rims - R3, R4, Galaxy
- Tread Setting with R4 tires
 - 55.3 in. to 67.4 in. (1404-1712mm)

STEERING

- Hydrostatic Power Steering
- Tilt and Telescoping Steering Column

BRAKES

- Wet Disc
- Parking Brake Lock Lever
- Left Side Mounted Suspended Brake Pedals

HYDRAULIC SYSTEM

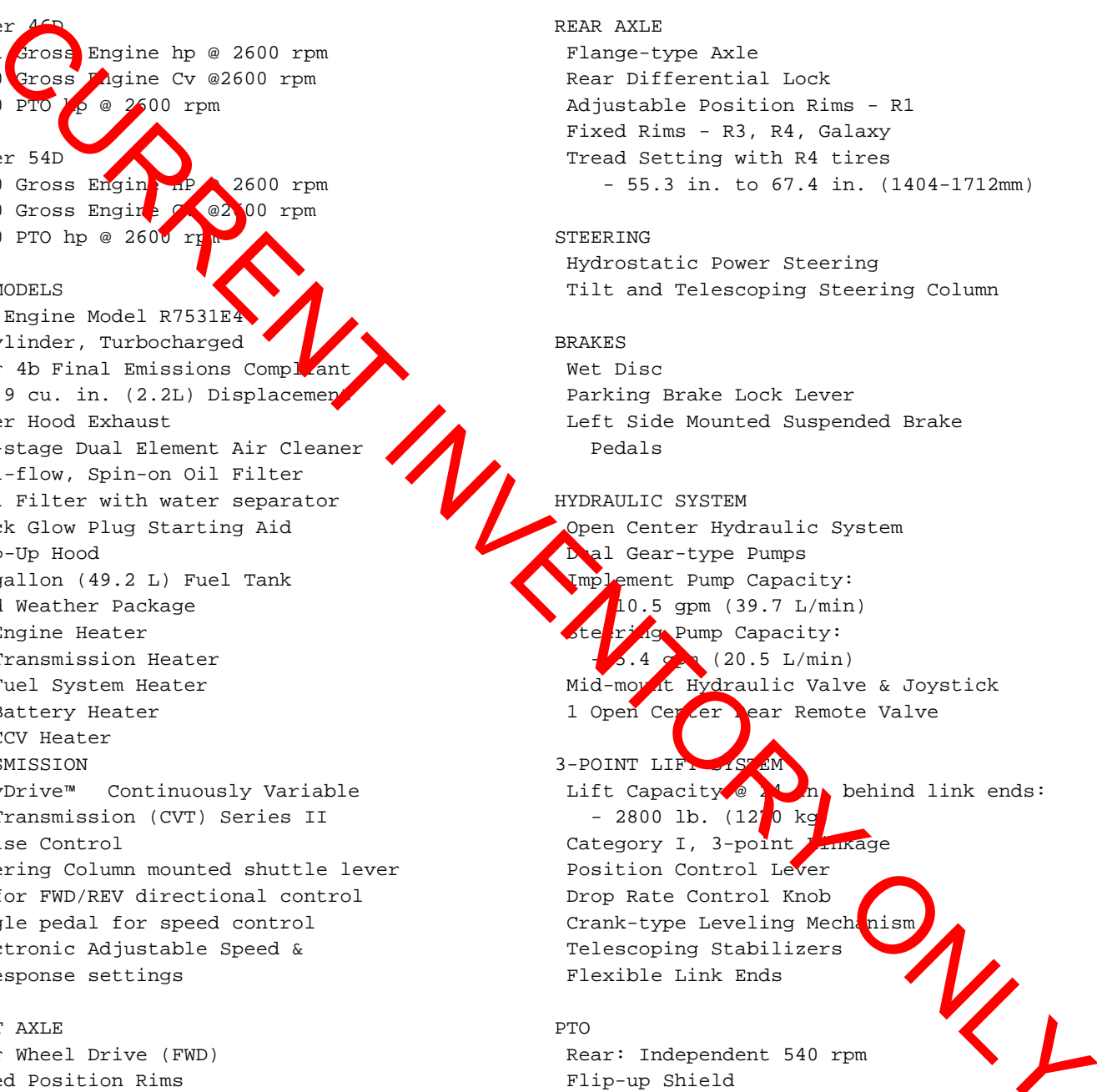
- Open Center Hydraulic System
- Dual Gear-type Pumps
- Implement Pump Capacity:
 - 10.5 gpm (39.7 L/min)
- Steering Pump Capacity:
 - 5.4 gpm (20.5 L/min)
- Mid-mount Hydraulic Valve & Joystick
- 1 Open Center Rear Remote Valve

3-POINT LIFT SYSTEM

- Lift Capacity @ 24 in. behind link ends:
 - 2800 lb. (1270 kg)
- Category I, 3-point linkage
- Position Control Lever
- Drop Rate Control Knob
- Crank-type Leveling Mechanism
- Telescoping Stabilizers
- Flexible Link Ends

PTO

- Rear: Independent 540 rpm
- Flip-up Shield
- Shaft Cap
- Mid-PTO: 2000 rpm





**BOOMER 46D AND 54D
US PRICE LIST**

Standard Equipment

DRAWBAR

Swinging / 2-Position Extendable

ROPS PLATFORM

2 Post Foldable Rops

Deluxe Vinyl Covered Seat

- Full suspension w/weight adjustment
- Fore/Aft/ Swivel adjustment
- Seat Belt
- Arm Rests

Floor Mat

Cup Holder

Left and Right Side Steps

Toolbox & Slow Moving Vehicle Emblem

CAB PLATFORM

(2) Doors

Rear Window Opens 35 degrees

High Visibility Panel in Roof above

Windshield

Air Conditioning

Heater

3-speed Fan Control for heat and A/C

Single Cab Air Filter

Radio - AM/FM with MP3 Port

(2) speakers and antenna

Deluxe Cloth Covered Seat

- Full suspension w/weight adjustment
- Fore/Aft/ Swivel adjustment
- Seat Belt
- Arm Rests

Floor Mat

Cloth Covered Headliner

Adjustable Sun Visor

Interior Rearview Mirror

Left and Right External Mounted Mirrors

Removable Plug in rear of cab to route

harness

Front/Rear Windshield Wiper & Washer

Cup Holder

Left and Right Side Steps

Toolbox & Slow Moving Vehicle Emblem

INSTRUMENT PANEL

Analog Tachometer

Fuel Gauge

Coolant Temperature Gauge

Hour Meter

Engine Oil Pressure Warning Light

Battery Charge Warning Light

Status Indicator Lights

Digital display panel

ELECTRICAL

12-volt, 690 CCA Battery

Safety Start Switch

Key Start/Fuel Shutoff

Alternator

- 75 amp - ROPS models

- 90 amp - CAB models

Operator Presence System

12-volt DC (10 amp) Aux Power outlet

LIGHTING - Cab / ROPS

(2) Halogen Corner Work Lights

(2) Halogen Headlights (high/low beam)

(2) Taillights

(2) Flashers / Turn Signals

LIGHTING - Additional Cab lighting

(2) Front-mounted Cab Work Lights

(2) Rear-mounted Cab Work Lights

WARRANTY

Full Coverage

- 24 months or 2000 hours

Powertrain

- 36 months or 2000 hours

CURRENT INVENTORY ONLY



**BOOMER 46D AND 54D
US PRICE LIST**

Models

COMMERCIAL MODEL	VERSION	Weight	Factory Data	List Price
BOOMER 46D	Rops	4,190 LB	9028243P26	\$34,443.00
Includes the following Equipment				
Armrests (449330) \$77.00				
CVT With Factory Mid PTO (728092) \$417.00				
10-16.5 6PR R4 Ind. Bar (8275704) \$831.00				
17.5Lx24 6PR R4 (8396704) \$2,251.00				
1 Remote DA (720826) \$764.00				
ADV MKT PK F/COLD CL (728029) \$392.00				
BOOMER 46D	Cab	4,190 LB	9035638P84	\$43,462.00
Includes the following Equipment				
46D CVT CAB T4 NAR (449269) \$8,713.00				
Armrests (449330) \$77.00				
CVT With Factory Mid PTO (728092) \$417.00				
10-16.5 6PR R4 Ind. Bar (8275704) \$831.00				
17.5Lx24 6PR R4 (8396704) \$2,251.00				
1 Remote DA (720826) \$764.00				
AM/FM Stereo Radio (420804) \$306.00				
ADV MKT PK F/COLD CL (728029) \$392.00				
BOOMER 54D	Rops	4,190 LB	9030909P90	\$37,695.00
Includes the following Equipment				
54D CVT ROPS T4 NAR (449267) \$3,252.00				
Armrests (449330) \$77.00				
CVT With Factory Mid PTO (728092) \$417.00				
10-16.5 6PR R4 Ind. Bar (8275704) \$831.00				
17.5Lx24 6PR R4 (8396704) \$2,251.00				
1 Remote DA (720826) \$764.00				
ADV MKT PK F/COLD CL (728029) \$392.00				
BOOMER 54D	Cab	8,000 LB	9038305P48	\$46,714.00
Includes the following Equipment				
54D CVT CAB T4 NAR (449266) \$11,965.00				
Armrests (449330) \$77.00				
CVT With Factory Mid PTO (728092) \$417.00				
10-16.5 6PR R4 Ind. Bar (8275704) \$831.00				
17.5Lx24 6PR R4 (8396704) \$2,251.00				
1 Remote DA (720826) \$764.00				
AM/FM Stereo Radio (420804) \$306.00				
ADV MKT PK F/COLD CL (728029) \$392.00				

Factory Supplied Options

Order Code	Description	Weight	Factory Data	List Price
------------	-------------	--------	--------------	------------



**BOOMER 46D AND 54D
US PRICE LIST**

FAST PICK CONFIGURATION

SD_T981 CONFIGURATION

	XT9981	Less Fast Pick Config			No Charge
	X0281X	Boomer 54D Fast Pick		(900797P86)	(\$973.00)
<p>FAST PICK PKG PRICE = 2% SAVINGS OVER ALA-CART ORDER</p> <p>Fast Pick Boomer 54D Cab</p> <p>Package Contains:</p> <ul style="list-style-type: none"> - 449266 (Boomer 54D Cab with EasyDrive CVT) - 728092 (Mid PTO) - 720336 (2 Rear Remote Valves) - 420694 (Loader Ready) - 743849 (Grill Guard) - 728029 (Cold Weather Package) - R4 Industrial Tires - 8275704 (Front 10-16.5 6 Ply) - 8396704 (Rear 17.5Lx24 6 Ply) <p>Fast-Pick Implement Packages are available.</p> <p>Consider ordering the following with your Boomer 54D Cab:</p> <ul style="list-style-type: none"> - Loader (250TLA1 Fast-Pick for Loader Ready) - Backhoe (925GBH Backhoe Fast-Pick) - Mid-Mount Mower (272GMS Mid-Mount Mower Fast-Pick) - Front Mount Snow Blower (74CSHB Fast-Pick) 					

TIRES AND WHEELS

FRONT AND REAR WHEELS AND TIRES

SD_T4940 FRONT WHEELS AND TIRES

	8229704	8-16 6PR R1(Ag Bar) 8229704		9000560P06	\$683.00
	8278604	27 x 10.50-15 4PR R3 Turf		9000560P00	\$683.00
	8224704	27/12LL x 15 6PR Galaxy® Tires Galaxy tires are NOT compatible with front-end loader, front attachments or mid mount mowers.		9000751P00	\$917.00
	8275704	10-16.5 6PR R4 Ind. Bar		9000681P42	\$831.00

SD_T4950 REAR WHEELS AND TIRES

	8342604	14.9-24 4PR R1 Ag Bar		9001534P22	\$1,871.00
	8303604	44 x 18-20 4PR R3 Turf		9001517P00	\$1,850.00
	8310704	22.5LL x 16.1 6PR R3 Galaxy® Galaxy tires are NOT compatible with front-end loader, front attachments or mid mount mowers.		9002463P28	\$3,004.00



**BOOMER 46D AND 54D
US PRICE LIST**

8396704	17.5Lx24 6PR R4	9001845P82	\$2,251.00
---------	-----------------	------------	------------

COMPACT TRACTOR FACTORY INSTALLED OPTIONS

SD_05109 AMREST

449330	Arrest	9000063P14	\$77.00
--------	--------	------------	---------

SD_T1942 SIDE ENG PTO DRIVEL

743849	Front Engine Grill Guard Grill Guard is mandatory with loader ready 420694. Note: Grill Guard is not compatible with 72CHB Front Mount Blade, 74CSHB Front Mount Snow Blower or 72CO Front Mount Broom	9000162P36	\$198.00
--------	--------------------------------------------------------------------------------------------------------------------------------------------------------------------------------------------------------------------------------	------------	----------

SD_T7600 LOADER EQUIPMENT

420694	Loader Ready 420694 Includes loader mounts. Must order grill guard 743849 with 420694 Note: Grill Guard 743849 is not compatible with 72CHB Front Mount Blade, 74CSHB Front Mount Snow Blower or 72CO Front Mount Broom	9001126P68	\$1,374.00
--------	-------------------------------------------------------------------------------------------------------------------------------------------------------------------------------------------------------------------------------------------------	------------	------------

SD_T8270 REAR REMOTES

720826	1 Remote DA 1 Rear remote: 1st position rear remote - float & detent valve	9000626P48	\$764.00
720336	2 Aux.Hydr.:1 S/D 1 2 Rear remotes: 1st position rear remote - float & detent 2nd position rear remote - 3 position detent valve (no float)	9001252P14	\$1,527.00

SD_T9162 RADIO/RADIO READY

420804	AM/FM Stereo Radio AM/FM Radio with MP3 port	9000250P9	\$306.00
--------	--------------------------------------------------------	-----------	----------

SD_T9800 OPERATORS MANUAL

729187	French Canadian English is standard unless French Canadian chosen		No Charge
--------	-----------------------------------------------------------------------------	--	-----------

SD_T9940 MKT PACK.FOR COLD C

729568	Mkt Pack F/Cold Cli Cold weather pkg includes - engine heater, transmission heater, fuel heater, rear windshield wiper & washer, 850CCA battery	9000237P80	\$290.00
--------	---------------------------------------------------------------------------------------------------------------------------------------------------------------	------------	----------

CURRENT INVENTORY ONLY

Parts Division Supplied Accessories for Compact Tractors

Part Number	Description	Boomer 46D Boomer 54D	Approx. Installation Time	Comments
Platform Group				
710642016	Windshield wiper / washer, rear	X	1.0	Cab Only
84532740	CVT Enhanced Controls	X	1.0	
718002006	Cab Roof Visibility Panel Guard	X	0.5	Cab Only
84178927	Chrome steps	X	0.5	
47541372	Armrest kit - after to serial number ZEMB12566 (Black)	X	0.5	
Various #s	Radios	X	varies	See service parts for complete updated list Cab Only
710660216	Soft cab enclosure kit	X	4.0	ROPS Only
718857006	FOPS - White	X	1.0	ROPS Only
FFBA32WDS	Sunshade - white	X	1.0	ROPS Only
Electrical Group				
710762026	Beacon light and mounting kit	X	1.0	
87702589	Rear ROPS worklight	X	0.5	ROPS only
Hydraulics Group				
84171320	Self centering (Simple) rear remote valve	X	2.0	Position 1, 2 or 3
84206075	Float & Detent (Deluxe) rear remote valve	X	2.0	Position 1 or 2 only
719933036	Rear remote #1 completing kit - coupler, dust boot and levers	X	1.5	
84171975	Rear remote #2 completing kit - coupler, dust boot and levers	X	1.0	
719937026	Rear remote #3 completing kit - coupler, dust boot and levers	X	1.0	Self centering remote valve only
Engine / Transmission Group				
47648014	Engine coolant heater - tier 4 engine (FPT) kit	X	1.0	
87537603	Transmission heater kit	X	1.0	
Drawbar/Hitch Group				
86402709	Drawbar clevis	X	0.5	
251006F	Linkage drawbar	X	1.0	Requires FONNC830AA
FONNC830AA	linkage drawbar stay kit	X	1.0	
Weight Group				
710215016	Front end weight - 60lbs. (27kg) - NH	X	0.5	
86402078	Front end weight - 100lbs. (45kg) - NH	X	0.5	
710470026	Rear wheel weight - 105lbs. (47kg)	X	1.0	
86402517	Rear counter weight bracket	X	0.5	
718233006	Front weight carrier - 5 weights 21 lbs. (9.5kg)	X	1.0	
Miscellaneous				
710892016	Front tow hook	X	0.5	Not compatible with front end weights
719849276	Front bumper/Grill guard - CNH Black	X	0.5	

Wholegood Number	Description		Approx. Installation Time	Comments
717747006	Ballasting Box, 158lbs, max 1000lbs. Capacity	X	0.5	Order through Wholegoods



**WORKMASTER 25S (SUB COMPACT)
US PRICE LIST**

Standard Equipment

WORKMASTER 25S

24.7 Gross Engine hp @ 3000 rpm
17.2 PTO hp @ 2933 rpm (HST)

***Available Packages:**

- #1 (WM25S + 100LC)
- #2 (WM25S + 100LC + 160GMS)
- #3 (WM25S + 100LC + 905GBL)
- #4 (WM25S + 160GMS)

*Note WORKMASTER 25S is not orderable as a bare tractor

ALL MODELS

Yanmar 3TNV80F Diesel Engine
 3 Cylinder Naturally Aspirated
 Tier 4 compliant
 77.3 cu. in. (1.26L) Displacement
 Under Hood Muffler / Exhaust
 Single Element Air Cleaner
 Full-flow, Spin-on Oil Filter
 Fuel Filter with water separator
 Quick Glow Plug Starting Aid
 Flip-up Hood
 6.6 gallon (25L) Fuel Tank

TRANSMISSION

2-Range Hydrostatic with Cruise Control
and Two-Pedal direction control for
forward and reverse

FRONT AXLE

Four Wheel Drive (FWD)
 Color Coded Engagement Lever
 Fixed Position Rims
 Tread Setting with R4 tires
 - 36.1 in. (916 mm)

REAR AXLE

Rear Differential Lock
 Flange Type Axle
 Fixed Position Rims
 Tread Setting with R4 tires
 - 34.6 in. (880 mm)

STEERING

Hydrostatic Power Steering
Fixed Steering Column

BRAKES

Wet Disc
 Single Brake Pedal
 Foot-Assist Parking Brake Latch

HYDRAULIC SYSTEM

Open Center Hydraulic System
 Dual Gear-type Pumps
 Implement Pump Capacity:
 - 4.6 gpm (17.4 L/min)
 Steering Pump Capacity:
 - 2.1 gpm (8 L/min)
 Mid-Mount Valve w/ Joystick

3-POINT LIFT SYSTEM

Lift Capacity @ 3-Point Ends:
 - 992 (lbs.) / 450 (kg)
 Category I, 3-point Linkage
 3-Point Control Lever
 Drop Rate Control Knob
 Turn-Buckle Type Leveling Mechanism
 Chain Stabilizers
 Fixed Link Ends
 Rotary Length of Cut Knob
 (for use with 160GMS mower)

PTO

Rear PTO
 - Independent 540 rpm
 - Electro-hydraulic engagement
 - Fixed Shield
 - Shaft Cap
 Mid PTO
 - Independent 2500 rpm
 - Mechanical /Electro-hydraulic engagement



**WORKMASTER 25S (SUB COMPACT)
US PRICE LIST**

Standard Equipment

ROPS PLATFORM

- 2-Post, Foldable Roll Bar
- Contoured Cushion Seat
 - Fore / Aft Adjustable
 - Adjustable Backrest
 - Spring Suspension
 - Arm Rests
 - Retractable Seat Belt
- Deluxe Floor Mat
- Left & Right Side Grab Handles
- Cupholder & Small Storage Area
- Power Outlet
- Slow Moving Vehicle Emblem

INSTRUMENT PANEL

- Deluxe Automotive-Style Dash
- Digital Tachometer
- Analog Fuel Gauge
- Analog Engine Temperature Gauge
- Digital Hour Meter
- Engine Oil Pressure Warning Light
- Coolant Temperature Warning Light
- Battery Charge Warning Light
- Quick Glow Plug Indicator Light
- PTO ON Indicator Light
- Cruise Control Engagement
- Parking Brake Indicator Light
- Turn Indicator Lights
- Hazard Flasher Indicator Lights

ELECTRICAL

- 12-volt, 45Ah, 430 CCA Battery
- Safety Start Switch
- Key Start/Fuel Shutoff
- 40 amp Alternator
- Operator Presence System

LIGHTING

- (2) Halogen Headlights
- (2) Taillights / Brakelights
- (2) Flashing Warning Lights / Turn Signals

100LC Front End Loader

- Included in Package #1, #2 and #3
- Quick attach Design
- 50" Pin on Bucket

Specifications:

- Lift Capacity to Maximum Height
 - @ Bucket Pivot Pins (lbs.): 1005
 - @ 500mm forward (lbs.): 693
- Lift Capacity to 1500 mm Height
 - @ Bucket Pivot Pins (lbs.): 1142
 - @ 500mm forward (lbs.): 823
- Breakout Force
 - @ Bucket Pivot Pins (lbs.): 2079
 - @ 500mm forward (lbs.): 1426
- Max Lift Height @ Pivot Pin (in.): 72
- Clearance w/Bucket Dumped (in.): 51
- Reach at Maximum Height (in.): 23.4
- Maximum Dump Angle (deg.): 46
- Maximum Rollback Angle (deg.): 28
- Digging Depth (in.): 4.6
- Height in Carry Position (in.): 41.5
- Bucket Size and Capacity
 - Width: 50 Inch
 - Capacity (cu. ft.)
 - Struck: 5.3
 - Heaped: 7.4
- Cycle Times (sec)
 - Raise: 3.6
 - Lower: 2.1
 - Bucket Dump: 2.3
 - Bucket Rollback: 1.5
- Approx. Weight w/ Bucket (lbs.): 363



**WORKMASTER 25S (SUB COMPACT)
US PRICE LIST**

Standard Equipment

- 905GBL Backhoe (6.5 ft.)
- Included in Package #3
- 9 Inch Bucket
- Reversible Tractor Seat

Specifications:

Transport Height (in.): 74.7
Loading Height (in.): 59.6
Overall Width (in.): 45.3
Ground Clearance (in.): 12.8
Maximum Digging Depth (in.): 79.4
Reach from Centerline of Swing Pivot
(in.): 114.9
Swing Arc (deg.): 135
Bucket Rotating (deg.): 169.4
Stabilizer Spread (Down) (in.): 78.6
Stabilizer Spread (Up) (in.): 53.2
Bucket Digging Forceper SAE J49 (lbs.)
w/ Bucket Cylinder: 2,194
w/Dipperstick Cylinder: 1332
Shipping Weight (lbs.): 707

- 160GMS Mid Mount Mower
- Included in Packages #2 and #4
- Side Discharge Design

Specifications

Cutting Width (in.): 60
Overall Width (in.): 75.6
Cutting Height Range (in.): 1 to 4
Deck Shell Thickness (in.): 0.126
Spindle Speed at 3000 RPM: 2,640
Blade Tip Speed (ft./min.): 14,144
Number of Blades: 3
Blade Length (in.): 20.5
Blade Width (in.): 2.48
Blade Thickness (in.): 0.236
Weight of Base 60" Deck (lbs.): 285

WARRANTIES

(WORKMASTER 25S) BOOMER GUARD-6
Full Coverage
- 24 months or 750 total hours
Powertrain
- Additional 48 months (72 total
months) or 1500 total hours

(100LC LDR, 905GBL BH, 160GMS M)
New Holland Standard Warranty Applies

WORKMASTER 25S compacts will
arrive at your dealership fully assembled
(Roll on / Roll off) and ready to sell. This
includes the installation of any 100LC
loader, 905GBL Backhoe or 160GMS
Mower Deck included in Packages 1-4.

Tractor assembly and loader installation
are free of charge. Freight charges will
apply



**WORKMASTER 25S (SUB COMPACT)
US PRICE LIST**

Factory Supplied Options

Order Code	Description	Weight	Factory Data	List Price
------------	-------------	--------	--------------	------------

PACKAGE

SD T9981 CONFIGURATION

X0362XX	<p>Tractor + Loader</p> <p>Package 1: WORKMASTER 25S + 100LC Loader</p> <p>Package Contains: - 728038006 (WM25S) - 449334106 (2 Range Hydrostatic Transmission) - 728036006 (100LC Loader with 50 inch pin on bucket)</p> <p>This package does not include tires.</p> <p>Select one of the following tire packages: R4 Industrial: (Front 820780406 / Rear 830690406) or R3 Turf: (Front 820790406 / Rear 8307004)</p>		9012836P28	\$15,654.00
X0363XX	<p>Tractor + Loader + Mower</p> <p>Package 2: WORKMASTER 25S + 100LC Loader + 160GMS Mid-Mount Mower</p> <p>Package Contains: - 728038006 (WM25S) - 449334106 (2 Range Hydrostatic Transmission) - 728036006 (100LC Loader with 50 inch pin on bucket) - 728099006 (160GMS 60 inch Mid-Mount Mower)</p> <p>This package does not include tires.</p> <p>Select one of the following tire packages: R4 Industrial: (Front 820780406 / Rear 830690406) or R3 Turf: (Front 820790406 / Rear 830700406)P</p>		90144821P02	\$17,661.00



**WORKMASTER 25S (SUB COMPACT)
US PRICE LIST**

	X0364XX	Tractor + Loader + Backhoe Package 3: WORKMASTER 25S + 100LC Loader + 905GBL Backhoe Package Contains: - 728038006 (WM25S) - 449334106 (2 Range Hydrostatic Transmission) - 728036006 (100LC Loader with 50 inch pin on bucket) - 728035006 (905GBL Backhoe with 9" bucket) This package does not include tires. Select one of the following tire packages: R4 Industrial: (Front 820780406 / Rear 830690406) or R3 Turf: (Front 820790406 / Rear 830700406)		P016602P54	\$20,247.00
	X0365XX	Tractor + Mower Package 4: WORKMASTER 25S + 160GMS Mid-Mount Mower Package Contains: - 728038006 (WM25S) - 449334106 (2 Range Hydrostatic Transmission) - 728099006 (160GMS 60 inch Mid-Mount Mower) This package does not include tires. Select one of the following tire packages: R4 Industrial: (Front 820780406 / Rear 830690406) or R3 Turf: (Front 820790406 / Rear 830700406)		P012167P70	\$14,835.00

FRONT WHEELS AND TIRES

SD_T4940 FRONT WHEELS AND TIRES

	8207804	18X8.50-10 R4			No Charge
	8207904	18X8.50-10 R3 TURF			No Charge

REAR WHEELS AND TIRES

SD_T4950 REAR WHEELS AND TIRES

	8306904	26X12.00-12 R4			No Charge
	8307004	26X12.00-12 R3 TURF			No Charge

PARTS DIVISION SUPPLIED ACCESSORIES FOR COMPACT TRACTORS			
Part Number	Description	WORKMASTER 25S	Notes:
CAB/ROPS/FOPS GROUP			
718857196	FOPS Canopy for Roll Bar - White	X	
HYDRAULICS GROUP			
MT20143160	Single Rear Remote - (Max one rear remote per tractor)	X	
WEIGHT GROUP *Attaching hardware is available from Service Parts.			
718233076	Front End Weight 60LB (27 Kg), Max 3, compatible with grill guard (Requires Front Weight Carrier #84532452) Not compatible with loader.	X	
710215016	Front Weight Bumper/Carrier - Max 3 - 60 lb. weights. Not compatible with loader	X	
717746006	Ballast Box 100lbs, 500lbs. Max capacity	X	Order Through Wholegoods (eEquipment)
MISCELLANEOUS GROUP			
MT20147722	Grille guard - Vertical plates, no cross bars (Std w/LC100 Loader)	X	
MT20124710	Clevis / 2-Position Extension Drawbar Kit		
MT20145527	7 Pole connector	X	
MT20145526	ROPS mounted work light kit	X	
To order the following items, contact the Document Management Center (DMC) @ (262) 636-7540; or order online through Dealer Portal (goto "Tools"; select the DMC link)			
	French Operator's Manual / Decal Kit	X	



WORKMASTER 25/35/40 VALUE COMPACTS (T4B)
US PRICE LIST

Standard Equipment

WORKMASTER™ 25 (Tier 4B)

- 24.4 Gross Engine hp @ 2500 rpm
- 19.2 PTO hp @ 2500 rpm (Gear)
- 17.1 PTO hp @ 2500 rpm (Hydro)

ALL MODELS

- Mitsubishi S3L 3 Cyl. Diesel Engine
- 3 Cylinder Naturally Aspirated
- Tier 4 compliant
- 80.4 cu. in. (1.3L) Displacement
- Under Hood Muffler / Exhaust
- Single Element Air Cleaner
- Full-flow, Spin-on Oil Filter
- Fuel Filter with water separator
- Quick Glow Plug Starting Aid
- Flip-up Hood
- 7.4 (28L) gallon Fuel Tank

TRANSMISSION OPTIONS

- 12 x 12 Shuttle Shift Transmission
 - Left-hand, dash mounted,
 - synchronized shuttle
 - (4) Non-Synchronized gears
 - (3) Non-synchronized ranges

- 3-Range Hydrostatic with Cruise Control and Dual-Pedal direction control for forward and reverse

FRONT AXLE

- Four Wheel Drive (FWD)
- Fixed Position Rims
- Tread Setting with R4 tires
 - 45.6 in. (1159 mm)

REAR AXLE

- Flange Type Axle
- Rear Differential Lock
- Reversible Position Rims - R1 tires only
- Fixed Position Rims - R3, R4 tires
- Tread Setting with R4 tires
 - 50.5 in. (1283 mm)

STEERING

- Hydrostatic Power Steering
- Fixed Steering Column

BRAKES

- Wet Disc
- Dual Brake Pedals
- Foot-assist Parking Brake Lever

HYDRAULIC SYSTEM

- Open Center Hydraulic System
- Dual Gear-type Pumps
- Total Pump Capacity:
 - Gear 12.5 gpm (47.5 L/min)
 - HST 12.5 gpm (47.5 L/min)

3-POINT LIFT SYSTEM

- Lift Capacity @ link ends:
 - 1808 (lbs.) / 820 (kg)
- Category I, 3-point Linkage
- Position Control Lever
- Drop Rate Control Knob
- Turnbuckle Leveling Mechanism
- Telescoping Stabilizers
- Fixed Link Ends

PTO

- Rear PTO
 - Independent 540 rpm
 - Electro-hydraulic engagement
 - Flip-up Shield
 - Shaft Cap
- Mid PTO (Standard on HST models)
 - Independent 2000 RPM

DRAWBAR

- 2-Position Extendable
- Safety chain hook



**WORKMASTER 25/35/40 VALUE COMPACTS (T4B)
US PRICE LIST**

Standard Equipment

OPERATOR'S AREA

- 2 Post Foldable ROPS
- Contoured Cushion Seat
 - Fore / Aft
 - Flip up
 - Spring Suspension
 - Seat Belt

- Foot Throttle (gear transmission)
- Left Side Step
- Left Side Grab Handle
- Slow Moving Vehicle Emblem

INSTRUMENT PANEL

- Deluxe Automotive-Style Dash
- Digital Tachometer
- Analog Fuel Gauge
- Analog Engine Temperature Gauge
- Digital Hour Meter
- Engine Oil Pressure Warning Light
- Coolant Temperature Warning Light
- Battery Charge Warning Light
- Quick Glow Plug Indicator Light
- PTO ON Indicator Light
- Parking Brake Indicator Light
- Turn Indicator Lights
- Hazard Flasher Indicator Lights

ELECTRICAL

- 12-volt, 80Ah, 660 CCA Battery
- Safety Start Switch
- Key Start/Fuel Shutoff
- 50 amp Alternator
- Operator Presence System

LIGHTING

- (2) Halogen Headlights
- (2) Taillights / Brakelights
- (2) Flashing Warning Lights / Turn Signals

BOOMER GUARD-6 WARRANTY

- Full Coverage
 - 24 months or 750 total hours
- Powertrain
 - Additional 48 months (72 total months) or 1500 total hours

WORKMASTER 25 compacts will arrive at your dealership fully assembled (Roll on / Roll off) and ready to sell. This includes the installation of any LC200 loader order linked to a WORKMASTER 25 order.

Tractor assembly and loader installation are free of charge. Freight charges will apply



**WORKMASTER 25/35/40 VALUE COMPACTS (T4B)
US PRICE LIST**

Standard Equipment

WORKMASTER™ 35 (Tier 4B Final)
35.0 Gross Engine hp @ 2600 rpm
29.7 PTO hp @ 2600 rpm (Gear)
28.0 PTO hp @ 2600 rpm (Hydro)

WORKMASTER™ 40 (Tier 4B Final)
40.0 Gross Engine hp @ 2600 rpm
34.0 PTO hp @ 2600 rpm (Gear)
32.0 PTO hp @ 2600 rpm (Hydro)

ALL MODELS

LS Model L32L19 Diesel Engine
3 Cylinder, Turbcharged Engine
Common Rail / Direct Fuel Injection
Tier 4b Final Emissions Compliant
114.7 cu. in. (1.9L) Displacement
Under Hood Muffler / Exhaust
Two-stage Dual Element Air Cleaner
Full-flow, Spin-on Oil Filter
Fuel Filter with water separator
Quick Glow Plug Starting Aid
Flip-up Hood w/ Gas Strut
7.4 (28L) gallon Fuel Tank

TRANSMISSION OPTIONS

12 x 12 Shuttle Shift Transmission
Left-hand, dash mounted,
synchronized shuttle
(4) Non-Synchronized gears
(3) Non-synchronized ranges

3-Range Hydrostatic with Cruise Control
and Dual-Pedal direction control for
forward and reverse

FRONT AXLE

Four Wheel Drive (FWD)
Fixed Position Rims
Tread Setting with R4 tires
- 45.6 in. (1159 mm)

REAR AXLE

Flange Type Axle
Rear Differential Lock
Reversible Position Rims - R1 tires only
Fixed Position Rims - R3, R4 tires
Tread Setting with R4 tires
- 50.5 in. (1283 mm)

STEERING

Hydrostatic Power Steering
Fixed Steering Column

BRAKES

Wet Disc
Dual Brake Pedals
Foot-assist Parking Brake Lever

HYDRAULIC SYSTEM

Open Center Hydraulic System
Dual Gear-type Pumps
Total Pump Capacity:
- Gear 12.4 gpm (46.8 L/min)
- HST 13.5 gpm (50.8 L/min)
Mid-Mount Valve and Joystick

3-POINT LIFT SYSTEM

Lift Capacity @ link ends:
- 1808 (lbs.) / 820 (kg)
Category I, 3-point Linkage
Position Control Lever
Drop Rate Control Knob
Turnbuckle Leveling Mechanism
Telescoping Stabilizers
Fixed Link Ends

PTO

Rear PTO
- Independent 540 rpm
- Electro-hydraulic engagement
- Flip-up Shield
- Shaft Cap
Mid PTO (Standard on HST models)
- Independent 2000 RPM



**WORKMASTER 25/35/40 VALUE COMPACTS (T4B)
US PRICE LIST**

Standard Equipment

DRAWBAR

- 2-Position Extendable
- Safety chain hook

OPERATOR'S AREA

- 2 Post Foldable ROPS
- Contoured Cushion Seat
 - Fore / Aft
 - Flip up
 - Spring Suspension
 - Seat Belt
- Foot Throttle (gear transmission)
- Left Side Step
- Left Side Grab Handle
- Slow Moving Vehicle Emblem

INSTRUMENT PANEL

- Digital Tachometer
- Fuel Gauge
- Coolant Temperature Gauge
- Hour Meter
- Engine Oil Pressure Warning Light
- Battery Charge Warning Light
- Cold Starting Aid Indicator Light
- PTO ON Indicator Light
- Parking Brake Indicator Light
- Turn Indicator Lights
- Hazard Flasher Indicator Lights
- High Beam Headlights Indicator

ELECTRICAL

- 12-volt, 80Ah, 660 CCA Battery
- Safety Start Switch
- Key Start/Fuel Shutoff
- 70 amp Alternator
- Operator Presence System

LIGHTING

- (2) Halogen Headlights
- (2) Halogen Corner Work Lights
- (2) Taillights / Brakelights
- (2) Flashing Warning Lights / Turn Signals

BOOMER GUARD-6 WARRANTY

- Full Coverage
 - 24 months or 750 total hours
- Powertrain
 - Additional 48 months (72 total months) or 1500 total hours

WORKMASTER 35 or 40 compacts will arrive at your dealership fully assembled (Roll on / Roll off) and ready to sell. This includes the installation of any 140TLA2 loader order linked to a WORKMASTER 35 or 40 order.

Tractor assembly and loader installation are free of charge. Freight charges will apply



**WORKMASTER 25/35/40 VALUE COMPACTS (T4B)
US PRICE LIST**

Models

COMMERCIAL MODEL	Weight	Factory Data	List Price
WORKMASTER 25 T4B	2,469 LB	9011619P40	\$14,170.00
WORKMASTER 35 T4B	3,067 LB	9015280P70	\$18,635.00
WORKMASTER 40 T4B	3,067 LB	9016584P50	\$20,225.00



**WORKMASTER 25/35/40 VALUE COMPACTS (T4B)
US PRICE LIST**

Factory Supplied Options

Order Code	Description	Weight	Factory Data	List Price
------------	-------------	--------	--------------	------------

FAST PICK CONFIGURATION

SD_T9981 CONFIGURATION

	XT9981X	Less Fast Pick Config		No Charge
	X0341XX	WM 35 Gear R1 Fast Pick FAST PICK PKG PRICE = 2% SAVINGS OVER ALA-CART ORDER Fast Pick WORKMASTER 35 ROPS (T4B) Package Contains: - WORKMASTER 35 ROPS (T4B) - 720110 (12x12 Gear Transmission w/ Mechanical Shuttle) - 728025 (Mid-PTO) - R1 AG Tires - 8204604 (Front 7x14 6 Ply) - 8332604 (Rear 11.2x24 4 Ply) Fast-Pick Implement Packages are available. Consider ordering the following with your WORKMASTER 35 (T4B): - Loader (140TLA2 Fast-Pick) - Backhoe (925GBH Backhoe Fast-Pick) - Mid-Mount Mower (366GMS Mover Fast Pick) - Front Mount Snow Blower (63CSHB Fast-Pick)	(900332P10)	(\$405.00)
	X0337XX	WM 35 Gear R4 Fast Pick FAST PICK PKG PRICE = 2% SAVINGS OVER ALA-CART ORDER Fast Pick WORKMASTER 35 ROPS (T4B) Package Contains: - WORKMASTER 35 ROPS (T4B) - 720110 (12x12 Gear Transmission w/ Mechanical Shuttle) - 728025 (Mid-PTO) - R4 Industrial Tires - 8266304 (Front 25x8.50-14 6 Ply) - 8364564 (Rear 43x16.00-20 6 Ply) Fast-Pick Implement Packages are available. Consider ordering the following with your WORKMASTER 35 (T4B): - Loader (140TLA2 Fast-Pick) - Backhoe (925GBH Backhoe Fast-Pick) - Mid-Mount Mower (366GMS Mover Fast Pick) - Front Mount Snow Blower (63CSHB Fast-Pick)	(900337P84)	(\$412.00)



**WORKMASTER 25/35/40 VALUE COMPACTS (T4B)
US PRICE LIST**

	X0338XX	WM 40 HST R4 Fast Pick FAST PICK PKG PRICE = 2% SAVINGS OVER ALA-CART ORDER Fast Pick WORKMASTER 40 ROPS (T4B) Package Contains: - WORKMASTER 40 ROPS (T4B) - 729290 (3 Range Hydrostatic Transmission) - R4 Industrial Tires - 8266304 (Front 25x8.50-14 6 Ply) - 8364564 (Rear 43x16.00-20 6 Ply) Fast-Pick Implement Packages are available. Consider ordering the following with your WORKMASTER 40 (T4B): - Loader (140TLA2 Fast-Pick) - Backhoe (925GBH Backhoe Fast-Pick) - Mid-Mount Mower (366GMS Mover Fast Pick) - Front Mount Snow Blower (63CSHB Fast-Pick)		(900384P58)	(\$469.00)
--	---------	-------------------------------------------------------------------------------------------------------------------------------------------------------------------------------------------------------------------------------------------------------------------------------------------------------------------------------------------------------------------------------------------------------------------------------------------------------------------------------------------------------------------------------------------------------------------------------------------------------------------------------	--	-------------	------------

FACTORY SUPPLIED OPTIONS

SD_T2810 TRANSMISSION

	720110	12 x 12 Synchro-shuttle			No Charge
	729290	Hydrostatic Transmission		9001059P44	\$1,292.00

SD_T4940 FRONT WHEELS AND TIRES

	8199907	Less Front Wheels and Tires. WITH THE CHANGE TO FULLY ASSEMBLED TRACTORS THE LESS FRONT TIRE (8199907) OPTION NO LONGER A VALID SELECTION.			No Charge
	8204604	7 x 14 6PR R1 Ag Bar		9000296P02	\$361.00
	8266304	25 x 8.50 - 14 6PR R4		9000385P40	\$470.00
	8267104	25x8.50-14 10PR R3 T		9000296P02	\$361.00

SD_T4950 REAR WHEELS AND TIRES

	8304804	41 x 14.00-20 4PR R3		9001121P76	\$1,368.00
	8332604	11.2 x 24 4PR R1 Ag Bar		9000755P22	\$921.00
	8364564	43 x 16.00-20 R4		9000972P52	\$1,186.00
	8399907	Less Rear Wheels and Tires WITH THE CHANGE TO FULLY ASSEMBLED TRACTORS THE LESS REAR TIRE (8399907) OPTION NO LONGER A VALID SELECTION.			No Charge

SD_T8073 MID PTO KIT

	728025	MID PTO Mid-PTO Option for WM 25/35/40 (T4B) gear models (Mid-PTO is standard equipment on units equipped with HST and the reflected in the price)		9000258P30	\$315.00
	XT8073X	LESS MID PTO			No Charge



**WORKMASTER 25/35/40 VALUE COMPACTS (T4B)
US PRICE LIST**

SD_T8270 REAR REMOTES

	720366	1 Remote SDA Fits WORKMASTER 25/35/40 T4B		9000528P90	\$645.00
--	--------	----------------------------------------------	--	------------	----------



**WORKMASTER 25/35/40 VALUE COMPACTS (T4B)
US PRICE LIST**

Factory Supplied Attachments

Order Code	Description	Weight	Factory Data	List Price
820460446	7X14 6PR R1 NH	275 LB	9000296P02	\$361.00
826630446	25X8.50-14 6PR R4 NH	275 LB	9000373P92	\$456.00
826710406	25X8.50-14 10 PLY TURF R3	98 LB	9000288P64	\$352.00
830480436	41X14.00-20 4PR R3 TURF NH	275 LB	9001121P76	\$1,368.00
833260436	11.2X24 4PR R1 NH	275 LB	9000755P22	\$921.00
836456446	43X16-20 R4	275 LB	9000972P52	\$1,186.00



**WM33 & WM37 VALUE COMPACTS
US PRICE LIST**

Standard Equipment

WORKMASTER™ 33

- 32.2 Gross Engine hp @ 2600 rpm
- 27.4 PTO hp @ 2600 rpm (Gear)
- 25.8 PTO hp @ 2600 rpm (Hydro)

WORKMASTER™ 37

- 36.2 Gross Engine hp @ 2600 rpm
- 30.7 PTO hp @ 2600 rpm (Gear)
- 29.0 PTO hp @ 2600 rpm (Hydro)

ALL MODELS

- ISM 3 Cylinder, Turbcharge Engine
- Tier 4b Final Emissions Compliant
- 92 cu. in. (1.5L) Displacement
- Under Hood Muffler / Exhaust
- Two-stage Dual Element Air Cleaner
- Full-flow, Spin-on Oil Filter
- Fuel Filter with water separator
- Quick Glow Plug Starting Aid
- Flip-up Hood w/ Gas Strut
- 7.4(28L) gallon Fuel Tank

TRANSMISSION OPTIONS

- 12 x 12 Shuttle Shift Transmission
 - Left-hand, dash mounted, synchronized shuttle
 - (4) Non-Synchronized gears
 - (3) Non-synchronized ranges
- 3-Range Hydrostatic with Cruise Control and Dual-Pedal direction control for forward and reverse

FRONT AXLE

- Four Wheel Drive (FWD)
- Fixed Position Rims
- Tread Setting with R4 tires
 - 45.6 in. (1159 mm)

REAR AXLE

- Flange Type Axle
- Rear Differential Lock
- Reversible Position Rims - R1 tires only
- Fixed Position Rims - R3, R4 tires
- Tread Setting with R4 tires
 - 50.5 in. (1283 mm)

STEERING

- Hydrostatic Power Steering
- Fixed Steering Column

BRAKES

- Wet Disc
- Dual Brake Pedals
- Foot-assist Parking Brake Lever

HYDRAULIC SYSTEM

- Open Center Hydraulic System
- Dual Gear-type Pumps
- Total Pump Capacity:
 - Gear 12.4 gpm (46.8 L/min)
 - HSA 13.5 gpm (50.8 L/min)
- Mid-Mount Valve and Joystick

3-POINT LIFT SYSTEM

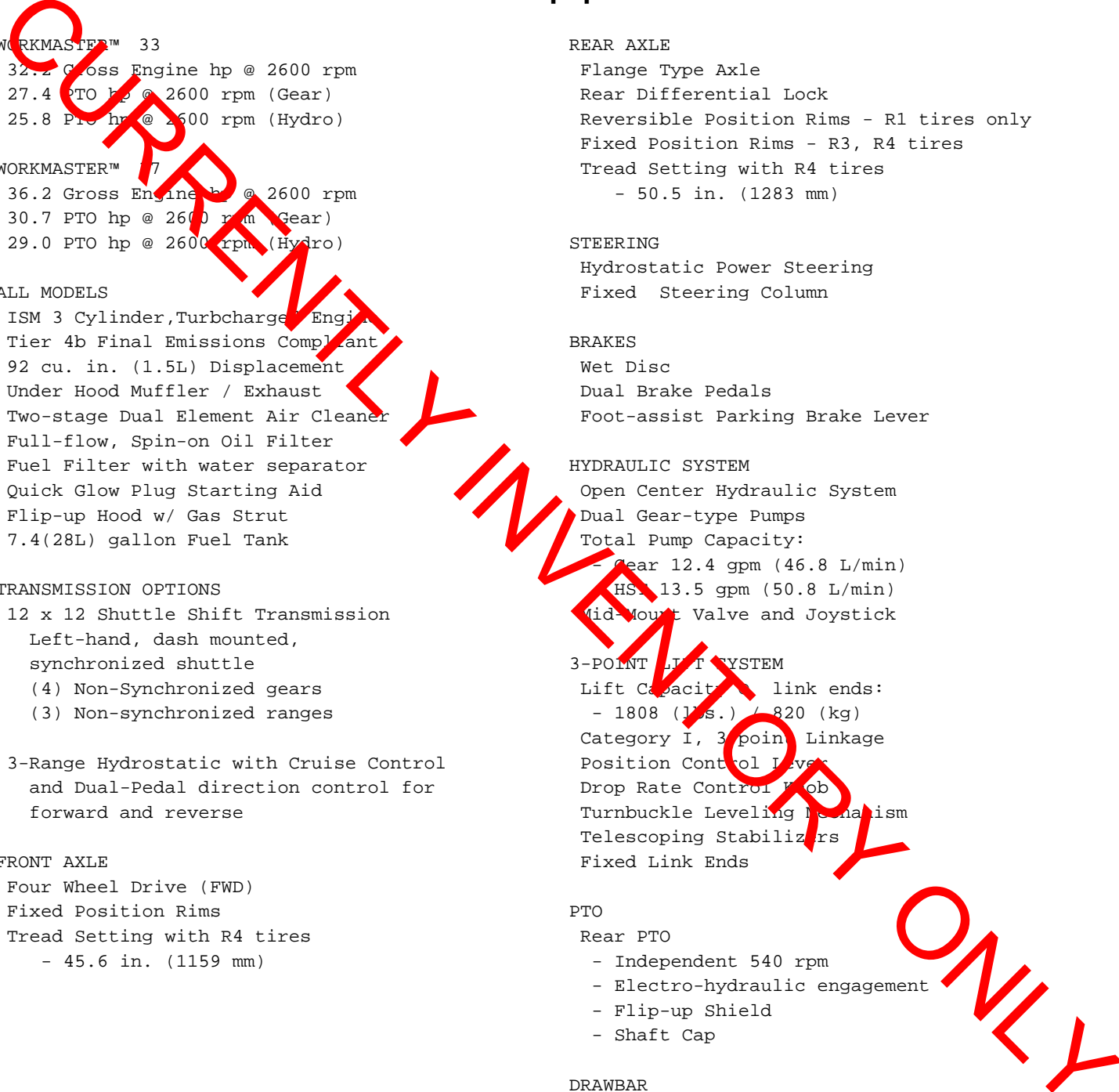
- Lift Capacity, link ends:
 - 1808 (lbs.) / 820 (kg)
- Category I, 3-point Linkage
- Position Control Lever
- Drop Rate Control Knob
- Turnbuckle Leveling Mechanism
- Telescoping Stabilizers
- Fixed Link Ends

PTO

- Rear PTO
 - Independent 540 rpm
 - Electro-hydraulic engagement
 - Flip-up Shield
 - Shaft Cap

DRAWBAR

- 2-Position Extendable
- Safety chain hook





**WM33 & WM37 VALUE COMPACTS
US PRICE LIST**

Standard Equipment

OPERATOR'S AREA

- 2 Post Foldable ROPS
- Contoured Cushion Seat
 - Fore / Aft / W/ Weight Adjustment
 - Flip up
 - Spring Suspension
 - Seat Belt
- Foot Throttle (gear transmission)
- Left Side Step
- Left Side Grab Handle
- Slow Moving Vehicle Emblem

High Beam Headlights Indicator

ELECTRICAL

- 12-volt, 80Ah, 660 CCA Battery
- Safety Start Switch
- Key Start/Fuel Shutoff
- 85 amp Alternator
- Operator Presence System

LIGHTING

- (2) Halogen Headlights
- (2) Taillights / Brakelights
- (2) Flashing Warning Lights / Turn Signals

INSTRUMENT PANEL

- Digital Tachometer
- Fuel Gauge
- Coolant Temperature Gauge
- Hour Meter
- Engine Oil Pressure Warning Light
- Battery Charge Warning Light
- Cold Starting Aid Indicator Light
- PTO ON Indicator Light
- Parking Brake Indicator Light
- Turn Indicator Lights
- Hazard Flasher Indicator Lights

BOOMER GUARD-5 WARRANTY

- Full Coverage
 - 24 months or 750 total hours
- Powertrain
 - Additional 36 months (60 total months) or 1500 total hours

CURRENTLY INVENTORY ONLY



**WM33 & WM37 VALUE COMPACTS
US PRICE LIST**

Models

COMMERCIAL MODEL	Weight	Factory Data	List Price
WORKMASTER 33	3,530 LB	9014760P00	\$18,000.00
WORKMASTER 37	3,530 LB	9016031P82	\$19,551.00

CURRENTLY INVENTORY ONLY



**WM33 & WM37 VALUE COMPACTS
US PRICE LIST**

Factory Supplied Options

Order Code	Description	Weight	Factory Data	List Price
------------	-------------	--------	--------------	------------

FAST PICK CONFIGURATION

SD_T9981 CONFIGURATION

	<p>XT9981X Less Fast Pick Config</p>			No Charge
	<p>X0279XX WRKMSTR 33 Fast Pick FAST PICK PKG PRICE = 2% SAVINGS OVER ALA-CART ORDER Fast Pick WORKMASTER 33 ROPS Package Contains: - WORKMASTER 33 ROPS - 720110 (12x12 Gear Transmission w/ Mechanical Shuttle) - R4 Industrial Tires - 8266304 (Front 25x8.50-14 6 Ply) - 8364564 (Rear 43x16.00-20 6 Ply)</p> <p>Fast-Pick Implement Packages are available. Consider ordering the following with your WORKMASTER 33: - Loader (140TL Fast-Pick) - Backhoe (925GBH Backhoe Fast-Pick) - *Mid-Mount Mower (366GMS Mover Fast Pick) - *Front Mount Snow Blower (63CSHB Fast-Pick) *Note: The WORKMASTER 33 must be equipped with a Mid-Mount PTO. MT20129402 - Order through parts</p>		(900324P72)	(\$396.00)
	<p>X0280XX WRKMSTR 37 Fast Pick FAST PICK PKG PRICE = 2% SAVINGS OVER ALA-CART ORDER Fast Pick WORKMASTER 37 ROPS Package Contains: - WORKMASTER 37 ROPS - 729290 (3 Range Hydrostatic Transmission) - R4 Industrial Tires - 8266304 (Front 25x8.50-14 6 Ply) - 8364564 (Rear 43x16.00-20 6 Ply)</p> <p>Fast-Pick Implement Packages are available. Consider ordering the following with your WORKMASTER 37: - Loader (140TL Fast-Pick) - Backhoe (925GBH Backhoe Fast-Pick) - *Mid-Mount Mower (366GMS Mover Fast Pick) - *Front Mount Snow Blower (63CSHB Fast-Pick) *Note: The WORKMASTER 37 must be equipped with a Mid-Mount PTO. MT20129402 - Order through parts.</p>		(900370P64)	(\$452.00)



**WM33 & WM37 VALUE COMPACTS
US PRICE LIST**

FACTORY SUPPLIED OPTIONS

SD_T2810 TRANSMISSION

	729203	Hydrostatic Transmission		9001033P20	\$1,260.00
	720110	1.5 x 2 Synchro-shuttle			No Charge

SD_T4940 FRONT WHEELS AND TIRES

	8204604	7 x 14 6PR R1 Ag Bar		9000288P64	\$352.00
	8152604	25 x 8.50-14.4PR R3 T		9000280P44	\$342.00
	8266304	25 x 8.50-14.6PR F4		9000364P90	\$445.00
	8199907	Less Front Wheels and Tires			No Charge

SD_T4950 REAR WHEELS AND TIRES

	8332604	11.2 x 24 4PR R1 Ag Bar		9000737P18	\$899.00
	8304804	41 x 14.00-20 4PR R3		9001094P70	\$1,335.00
	8364564	43 x 16.00-20 R4		9000948P74	\$1,157.00
	8399907	Less Rear Wheels and Tires			No Charge

SD_T8270 REAR REMOTES

	720366	1 Remote SDA Fits Workmaster 33/37 Tier 4B		9000515P78	\$629.00
--	--------	-----------------------------------------------	--	------------	----------

INVENTORY ONLY



**WM33 & WM37 VALUE COMPACTS
US PRICE LIST**

Factory Supplied Attachments

Order Code	Description	Weight	Factory Data	List Price
815260486	25X8.50-14 4PR R3 T	275 LB	9000280P44	\$342.00
820460446	17X14 6PR R1 NH	275 LB	9000296P02	\$361.00
826630446	25X8.50-14 6PR R4 NH	275 LB	9000373P92	\$456.00
830480436	17X14 00-20 4PR R3 TURF NH	275 LB	9001121P76	\$1,368.00
833260436	11X14 6PR R1 NH	275 LB	9000755P22	\$921.00
836456446	13X14 6PR R4	275 LB	9000972P52	\$1,186.00

CURRENTLY INVENTORY ONLY

Dealer Installed Accessories							
Part Number	Description	WM33 (T4B)	WM37 (T4B)	NEW WM25	WM35 (T4B)	WM40 (T4B)	Notes
	ROPS / FOPS Group						
718857216	FOPS canopy - white	x	x	x	x	x	
FFB1A32W	Sunshade - white	x	x	x	x	x	
	Hydraulics & PTO Group						
MT20146722	Single rear remote; 3 position self centering			x			
MT20139103	Single rear remote; 3 position self centering	x	x		x	x	
MT20146724	Dual rear remote; 3 position self centering			x			
MT20139104	Dual rear remote; 3 position self centering	x	x		x	x	
MT20129402	Mid PTO - 2000 rpm	x	x	x (Gear)	x (Gear)	x (Gear)	2 hour install time - Mid PTO standard on WM25 /35/40 (T4B) with HST Transmission
	Weight Group						
710215016	60lb (27kg) front weight segment	x	x	x	x	x	5 max; compatible with grille guard Requires Front Weight Carrier for 3 or more Weights (718233006)
718215036	100lb (45kg) front weight segment	x	x	x	x	x	3 max; compatible with grille guard Requires Front Weight Carrier (718233006)
718233006	Front weight carrier	x	x	x	x	x	Not compatible with loader
	Miscellaneous						
719849306	Grille guard	x	x	x	x	x	fixed in place
84316967	Block heater			x			
84579328	Block heater	x	x		x	x	
MT20129204	RH fender grab handle	x	x	x	x	x	
MT20117609	Lower flex link ends	x	x	x	x	x	complete rplaces lower arm
87702598	ROPS mounted rear work light	x	x	x	x	x	requires jumper 84360959
84360959	Rear work light jumper wire	x	x	x	x	x	
717746006	Ballast Box (500lb max)	x	x	x	x	x	order through wholegoods
MT20139107	Horn Kit	x	x		x	x	
MT20147215	Horn Kit			x			
To order the following items, contact the Document Management Center (DMC) @ (262) 636-7540; or order online through Dealer Portal ("Tools"; select the DMC link)							
	French Operator's Manual	X	X	X	X	X	
	French Decal Kit	X	X	X	X	X	
	Spanish Operator's Manual	X	X	X	X	X	